

13

12

11

10

9

8

7

6

5

4

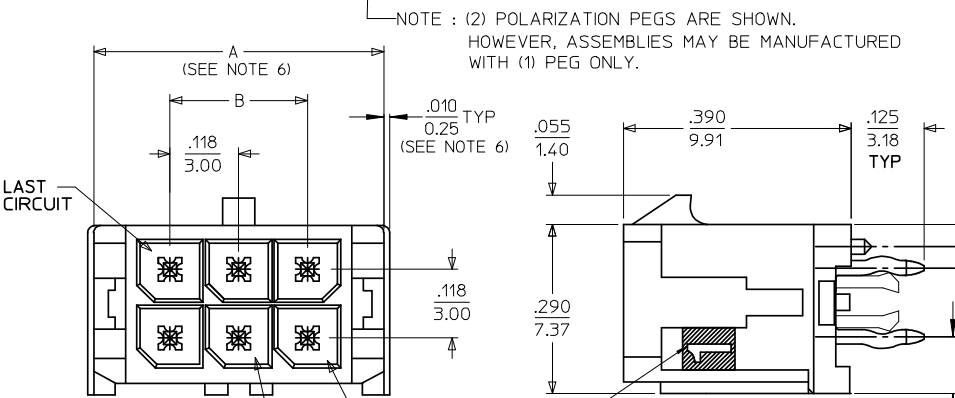
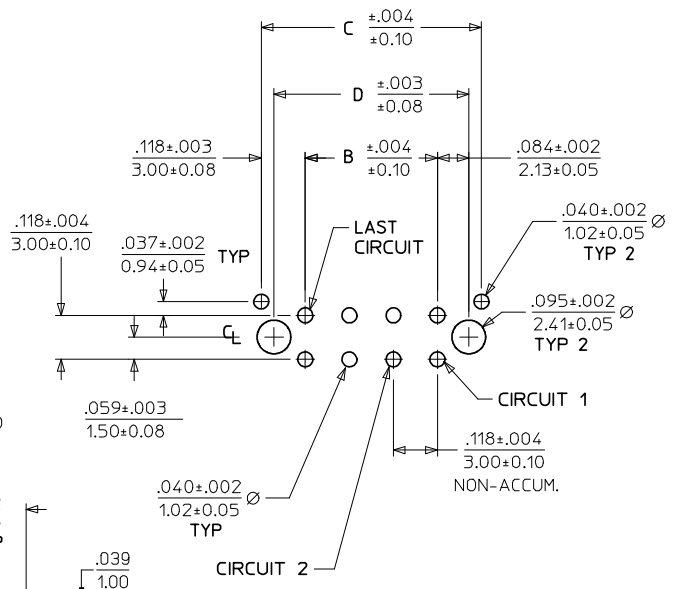
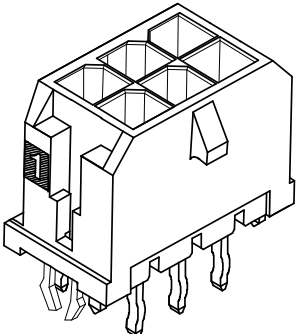
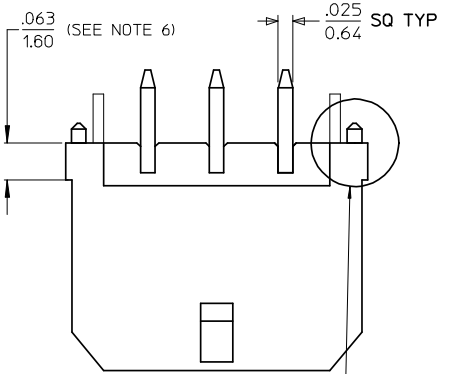
3

2

1

J  
I  
H  
G  
F  
E  
D  
C  
B  
A

J  
I  
H  
G  
F  
E  
D  
C  
B  
A



NOTE : (2) POLARIZATION PEGS ARE SHOWN.  
HOWEVER, ASSEMBLIES MAY BE MANUFACTURED  
WITH (1) PEG ONLY.

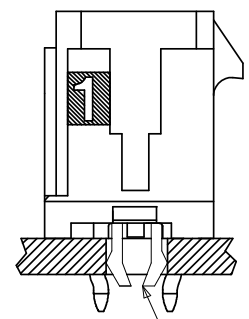
PCB LAYOUT: COMPONENT SIDE  
RECOMMEND PCB THICKNESS: .062/1.57

CKTS	A	B	C	D
	(SEE NOTE 6)			
02	.262		.236	.169
	6.65	NA	6.00	4.30
04	.380	.118	.354	.287
	9.65	3.00	9.00	7.30
06	.498	.236	.472	.405
	12.65	6.00	12.00	10.30
08	.616	.354	.591	.524
	15.65	9.00	15.00	13.30
10	.734	.472	.709	.642
	18.65	12.00	18.00	16.30
12	.852	.591	.827	.760
	21.65	15.00	21.00	19.30
14	.970	.709	.945	.878
	24.65	18.00	24.00	22.30
16	1.088	.827	1.063	.996
	27.65	21.00	27.00	25.30
18	1.206	.945	1.181	1.114
	30.65	24.00	30.00	28.30
20	1.325	1.063	1.299	1.232
	33.65	27.00	33.00	31.30
22	1.443	1.181	1.417	1.350
	36.65	30.00	36.00	34.30
24	1.561	1.299	1.535	1.469
	39.65	33.00	39.00	37.30

NOTES:

- HOUSING MATERIAL: GLASS FILLED LIQUID CRYSTAL POLYMER, UL94V-0, COLOR: BLACK  
TERMINAL MATERIAL: BRASS ALLOY
- FINISH: A = .000100/(0.00254) MIN. TIN OVER .000050/(0.00127) MIN. NICKEL PLATE.  
B = .000015/(0.00038) MIN. SELECT GOLD IN CONTACT AREA, .000100/(0.00254) MIN. SELECT MATTE TIN ON SOLDER TAILS, BOTH OVER .000050/(0.00127) MIN. NICKEL PLATE.  
C = .000030/(0.00076) MIN. SELECT GOLD IN CONTACT AREA, .000100/(0.00254) MIN. SELECT MATTE TIN ON SOLDER TAILS, BOTH OVER .000050/(0.00127) MIN. NICKEL PLATE.
- \* THE PRIMARY SHIPPING CARTON WILL BE LABELED "COMPLIANT TO RoHS DIRECTIVE 2002/95/EC AND ELV ANNEX II OF DIRECTIVE 2000/53/EC." CARTONS WITHOUT THIS LABEL MAY CONTAIN PRODUCT WITH TIN/LEAD IN THE PC TAIL AREA.
- PRODUCT SPECIFICATION: PS-43045
- TRAY PACKAGED: SEE MOLEX DRAWING PK-70873-0314
- MATES WITH MICRO FIT (3.0) RECEPTACLE SERIES 43025
- .010/0.25 OFFSETS ARE PRESENT ON ALL PARTS MANUFACTURED AFTER 11/1/2007, AND ON PARTS PRIOR TO 11/1/2007 THAT CONTAIN A GREEN DOT ON THE PRIMARY SHIPPING CARTON LABEL.
- THIS PART CONFORMS TO CLASS B REQUIREMENTS OF COSMETIC SPECIFICATION PS-45499-002.

	FINISH A	FINISH B	FINISH C
CKTS	MATERIAL NO:	MATERIAL NO:	MATERIAL NO:
02	43045-0224	43045-0225	43045-0226
04	43045-0424	43045-0425	43045-0426
06	43045-0624	43045-0625	43045-0626
08	43045-0824	43045-0825	43045-0826
10	43045-1024	43045-1025	43045-1026
12	43045-1224	43045-1225	43045-1226
14	43045-1424	43045-1425	43045-1426
16	43045-1624	43045-1625	43045-1626
18	43045-1824	43045-1825	43045-1826
20	43045-2024	43045-2025	43045-2026
22	43045-2224	43045-2225	43045-2226
24	43045-2424	43045-2425	43045-2426



ADD DIMENSIONS EC NO: UCP2008-0324 DRAWN: KKI/PPER 2007/12/19 CHKD: SS/USEK 2007/12/20 APPR: FSM/LTH 2007/12/21	QUALITY SYMBOLS ▽=0 ▽=0	GENERAL TOLERANCES (UNLESS SPECIFIED)	DIMENSION STYLE IN/MM	SCALE ---	DESIGN UNITS METRIC	THIRD ANGLE PROJECTION
		4 PLACES ±--- 3 PLACES ±--- 2 PLACES ±0.25 1 PLACE ±0.36 ANGULAR ±1/2°	mm INCH	DRAWN BY SAMI/EC DATE 2000/03/15	TITLE MICRO-FIT (3.0) DUAL ROW VERTICAL THRU HOLE HEADER W/CLIPS	
G1	REV	DRAFT WHERE APPLICABLE MUST REMAIN WITHIN DIMENSIONS	APPROVED BY EDGLEY DATE 2000/03/15	MOLEX INCORPORATED		SHEET NO. 1 OF 1
		SEE CHART	SD-43045-009	DOCUMENT NO.		
THIS DRAWING CONTAINS INFORMATION THAT IS PROPRIETARY TO MOLEX INCORPORATED AND SHOULD NOT BE USED WITHOUT WRITTEN PERMISSION						

12

11

10

9

8

7

6

5

4

3

2

1