



TE Internal #: 2480656-1
SMA Cable Assembly, .304 m [.99 ft], Black Cable, 0 – 3 GHz
Operating Frequency, 50 ohm, PVC, 26 AWG, 2.79 mm [.11 in]
Diameter, SMA Plug End A
[View on TE.com >](#)

Cable Assemblies > RF Cable Assemblies



Cable Assembly (End A): **SMA Plug**
Cable Assembly (End B): **SMA Jack**
Cable Assembly Length: **.304 m [.99 ft]**
Coax Cable Type: **RG 174**
Impedance: **50 Ω**

Features

Product Type Features

Cable Assembly (End A)	SMA Plug
Cable Assembly (End B)	SMA Jack
Coax Cable Type	RG 174
Cable Assembly Type	SMA

Configuration Features

Number of Positions	1
---------------------	---

Electrical Characteristics

Impedance	50 Ω
-----------	------

Body Features

Conductor Plating Material	Gold
Shield Material	Brass
Body Plating Material	Gold
Conductor Material	Brass
Jacket Material	PVC



Cable Color	Black
Contact Features	
Center Contact Plating	Gold
Ferrule Plating Material	Gold
Contact Mating Area Plating Material	Gold
Ferrule Material	Brass
Contact Base Material	Brass
Dimensions	
Outside Cable Diameter	2.79 mm[.11 in]
Wire Size	26 AWG
Usage Conditions	
Operating Temperature Range	-40 – 105 °C[-40 – 221 °F]
Operation/Application	
Shielded	Yes
Operating Frequency	0 – 3 GHz
Other	
Cable Assembly Length	.304 m[.99 ft]

Product Compliance

For compliance documentation, visit the product page on TE.com>










EU RoHS Directive 2011/65/EU	Compliant with Exemptions
EU ELV Directive 2000/53/EC	Not Yet Reviewed
China RoHS 2 Directive MIIT Order No 32, 2016	Restricted Materials Above Threshold
EU REACH Regulation (EC) No. 1907/2006	Current ECHA Candidate List: JUNE 2024 (241) Candidate List Declared Against: JUNE 2024 (241) SVHC > Threshold: Pb (4.75% in Component Part) Article Safe Usage Statements: Do not eat, drink or smoke when using this product. Wash thoroughly after handling. Recycle if possible and dispose of the article by following all applicable governmental regulations relevant to your geographic location.
Halogen Content	Low Bromine/Chlorine - Br and Cl < 900 ppm per homogenous material. Also BFR /CFR/PVC Free
Solder Process Capability	Not reviewed for solder process capability



Product Compliance Disclaimer

This information is provided based on reasonable inquiry of our suppliers and represents our current actual knowledge based on the information they provided. This information is subject to change. The part numbers that TE has identified as EU RoHS compliant have a maximum concentration of 0.1% by weight in homogenous materials for lead, hexavalent chromium, mercury, PBB, PBDE, DBP, BBP, DEHP, DIBP, and 0.01% for cadmium, or qualify for an exemption to these limits as defined in the Annexes of Directive 2011/65/EU (RoHS2). Finished electrical and electronic equipment products will be CE marked as required by Directive 2011/65/EU. Components may not be CE marked. Additionally, the part numbers that TE has identified as EU ELV compliant have a maximum concentration of 0.1% by weight in homogenous materials for lead, hexavalent chromium, and mercury, and 0.01% for cadmium, or qualify for an exemption to these limits as defined in the Annexes of Directive 2000/53/EC (ELV). Regarding the REACH Regulations, TE’s information on SVHC in articles for this part number is still based on the European Chemical Agency (ECHA) ‘Guidance on requirements for substances in articles’(Version: 2, April 2011), applying the 0.1% weight on weight concentration threshold at the finished product level. TE is aware of the European Court of Justice ruling of September 10th, 2015 also known as O5A (Once An Article Always An Article) stating that, in case of ‘complex object’, the threshold for a SVHC must be applied to both the product as a whole and simultaneously to each of the articles forming part of its composition. TE has evaluated this ruling based on the new ECHA “Guidance on requirements for substances in articles” (June 2017, version 4.0) and will be updating its statements accordingly.

Compatible Parts

 <p>TE Part # 2081156-1 SMA Jack S/T RF CONN, PIP</p>	 <p>TE Part # 2466279-1 SMA Jack Str PCB Thru hole 18 Ghz Au 50</p>	 <p>TE Part # CONSMA001-G SMA Jack 50 Ohm PCB Through Hole</p>	 <p>TE Part # CONSMA001-SMD-G SMA Jack 50 Ohm PCB Surface Mount</p>
 <p>TE Part # CONSMA002-G SMA Jack 50 Ohm PCB Through Hole</p>	 <p>TE Part # CONSMA002-L-G SMA Jack 50 Ohm PCB Through Hole</p>	 <p>TE Part # CONSMA002-SMD-G-T SMA Jack 50 Ohm PCB Surface Mount</p>	 <p>TE Part # CONSMA008-G SMA Jack 50 Ohm Through Hole PCB</p>
 <p>TE Part # CONSMA001-SMD SMA Jack 50 Ohm PCB Surface Mount</p>			

Documents

Product Drawings
SMA M to SMA F Str Bulkhead RG174 12"
English



CAD Files

Customer View Model

[ENG_CVM_CVM_2480656-1_1.3d_stp.zip](#)

English

Customer View Model

[ENG_CVM_CVM_2480656-1_1.2d_dxf.zip](#)

English

Customer View Model

[ENG_CVM_CVM_2480656-1_1.3d_igs.zip](#)

English

3D PDF

3D

By downloading the CAD file I accept and agree to the [Terms and Conditions](#) of use.

Datasheets & Catalog Pages

[dnd-fly-RF-cable-assemblies-product-expansion](#)

English