

Type 2 surge arrester - VAL-SEC-T2-3C-350-FM - 2905339

Please be informed that the data shown in this PDF Document is generated from our Online Catalog. Please find the complete data in the user's documentation. Our General Terms of Use for Downloads are valid (<http://phoenixcontact.com/download>)




Plug-in surge arrester, in accordance with Type 2/Class II, for 3-phase power supply networks with combined PE and N installed in one conductor (4-conductor system: L1, L2, L3, PEN), with remote indication contact.

Why buy this product

- ✓ Varistor arrester free of leakage current
- ✓ High-performance gas-filled surge arrester for N/PE protection
- ✓ Extremely narrow design, just 12 mm per position
- ✓ High continuous voltage of 350 V AC for 230/400 V AC networks with high voltage fluctuations
- ✓ Pluggable
- ✓ Low voltage protection level of 1.5 kV
- ✓ Optical, mechanical status indicator
- ✓ With floating remote indication contact as an option
- ✓ Plugs can be checked with CHECKMASTER 2



Key Commercial Data

Packing unit	1 pc
GTIN	 4 046356 948050
Weight per Piece (excluding packing)	222.22 g
Custom tariff number	85363030
Country of origin	Germany

Technical data

Dimensions

Height	97.9 mm
Width	37.3 mm
Depth	74.5 mm
Horizontal pitch	2 Div.

Type 2 surge arrester - VAL-SEC-T2-3C-350-FM - 2905339

Technical data

Ambient conditions

Degree of protection	IP20
Ambient temperature (operation)	-40 °C ... 80 °C
Ambient temperature (storage/transport)	-40 °C ... 80 °C
Altitude	≤ 2000 m (amsl (above mean sea level))
Permissible humidity (operation)	5 % ... 95 %
Shock (operation)	30g (half sinus / 11 ms / 3x ±X, ±Y, ±Z)
Vibration (operation)	5g (10 ... 500 Hz / 2.5 h / X, Y, Z)

General

Standards/specifications	IEC 61643-11 2011
	EN 61643-11 2012
IEC test classification	II
	T2
EN type	T2
IEC power supply system	TN-C
Number of ports	One
SPD design	Voltage-limiting type
Mode of protection	L-PEN
Mounting type	DIN rail: 35 mm
Color	light grey RAL 7035
	traffic grey A RAL 7042
Housing material	PA 6.6-FR 20% GF
	PBT-FR
Pollution degree	2
Inflammability class according to UL 94	V-0
Type	DIN rail module, two-section, divisible
Number of positions	3
Surge protection fault message	Optical, remote indicator contact

Protective circuit

Nominal voltage U_N	240/415 V AC (TN-C)
Nominal frequency f_N	50 Hz (60 Hz)
Maximum continuous operating voltage U_C (L-PEN)	350 V AC
Rated load current I_L	40 A (Biconnect M4 fork-type cable lug 6 mm ²)
	63 A (TWIN ferrule 2 x 10 mm ²)
Nominal discharge current I_n (8/20) μ s (L-PEN)	20 kA
Maximum discharge current I_{max} (8/20) μ s (L-PEN)	40 kA
Short-circuit current rating I_{SCCR}	25 kA (in case of 315 A gG backup fuse)
	50 kA (in case of 200 A gG backup fuse)
Voltage protection level U_p (L-PEN)	≤ 1.5 kV
Residual voltage U_{res} (L-PEN)	≤ 1.5 kV (at I_n)

Type 2 surge arrester - VAL-SEC-T2-3C-350-FM - 2905339

Technical data

Protective circuit

	≤ 1.3 kV (at 10 kA)
	≤ 1.2 kV (at 5 kA)
	≤ 1.1 kV (at 4 kA)
	≤ 1 kV (at 2 kA)
TOV behavior at U _T (L-PEN)	415 V AC (5 s / withstand mode)
	457 V AC (120 min / safe failure mode)
Response time t _A (L-PEN)	≤ 25 ns
Max. backup fuse with branch wiring	315 A AC (gG)
Max. backup fuse with V-type through wiring	40 A AC (gG / Biconnect M4 fork-type cable lug, 6 mm ²)
	63 A AC (gG / TWIN ferrule 2x 10mm ²)

Indicator/remote signaling

Connection name	Remote fault indicator contact
Switching function	PDT contact
Operating voltage	5 V AC ... 250 V AC
	125 V AC (UL)
	125 V DC (200 mA DC)
Operating current	5 mA AC ... 1 A AC
	1 A AC (UL)
	1 A DC (30 V DC)
Connection method	Pluggable screw connection
Screw thread	M2
Tightening torque	0.25 Nm
	2 lb _f -in. ... 4 lb _f -in. (UL)
Stripping length	7 mm
Conductor cross section flexible min.	0.14 mm ²
Conductor cross section flexible max.	1.5 mm ²
Conductor cross section solid min.	0.14 mm ²
Conductor cross section solid max.	1.5 mm ²
AWG conductor cross section	28 ... 16
	30 ... 14 (UL)

Connection data

Connection method	Screw connection
Conductor cross section flexible min.	2.5 mm ²
Conductor cross section flexible max.	16 mm ²
Conductor cross section solid min.	2.5 mm ²
Conductor cross section solid max.	25 mm ²
AWG conductor cross section	12 ... 4
	14 ... 2 (Solid - UL)
	14 ... 4 (Stranded - UL)
Screw thread	M5

Type 2 surge arrester - VAL-SEC-T2-3C-350-FM - 2905339

Technical data

Connection data

Tightening torque	4.5 Nm
	40 lb _F -in. ... 50 lb _F -in. (UL)
Stripping length	16 mm

UL specifications

UL class	Type 4 SPD for Type 2 applications
Maximum continuous operating voltage MCOV (L-L)	700 V AC
Maximum continuous operating voltage MCOV (L-G)	350 V AC
Nom. voltage	277/480 V AC
Mode of protection	L-L
	L-G
Power distribution system	3Y
Nominal frequency	50/60 Hz
Voltage protection rating VPR (L-L)	2 kV
Voltage protection rating VPR (L-G)	1.2 kV
Nominal discharge current I _n (L-L)	20 kA
Nominal discharge current I _n (L-G)	20 kA

Classifications

eCl@ss

eCl@ss 5.1	27130801
eCl@ss 6.0	27130805
eCl@ss 8.0	27130805

ETIM

ETIM 5.0	EC000941
----------	----------

Approvals

Approvals

Approvals

UL Recognized / KEMA-KEUR / cUL Recognized / CCA / IECEE CB Scheme / GL / EAC / cULus Recognized


Ex Approvals

Approvals submitted


Type 2 surge arrester - VAL-SEC-T2-3C-350-FM - 2905339

Approvals


Approval details

UL Recognized 

KEMA-KEUR 


cUL Recognized 

CCA

IECEE CB Scheme 

GL

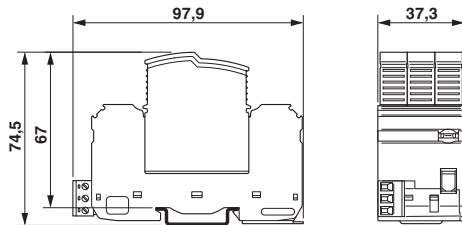
EAC

cULus Recognized 

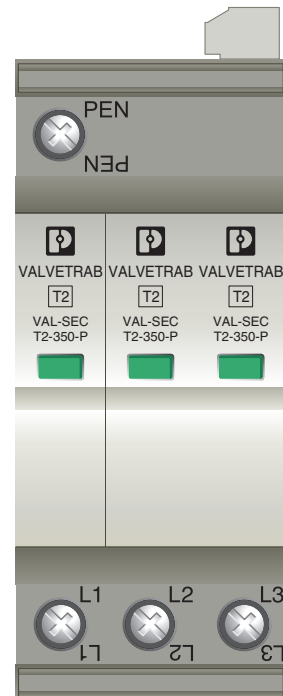
Drawings

Type 2 surge arrester - VAL-SEC-T2-3C-350-FM - 2905339

Dimensional drawing



Product drawing



Circuit diagram

