

Subminiature Fuse, 8.5 mm, Time-Lag T, 250 VAC, cULus



UL 248-14 · 250VAC · Time-Lag T



**Description**

- Directly solderable on printed circuit boards
- Low Breaking Capacity

**Standards**

- UL 248-14
- CSA C22.2 no. 248.14

**Approvals**

- UL File Number: E41599
- CSA File Number: 51172


**References**

[Packaging Details](#)  
Corresponding Fuseholder [FMS \(250V\)](#)

**Weblinks**

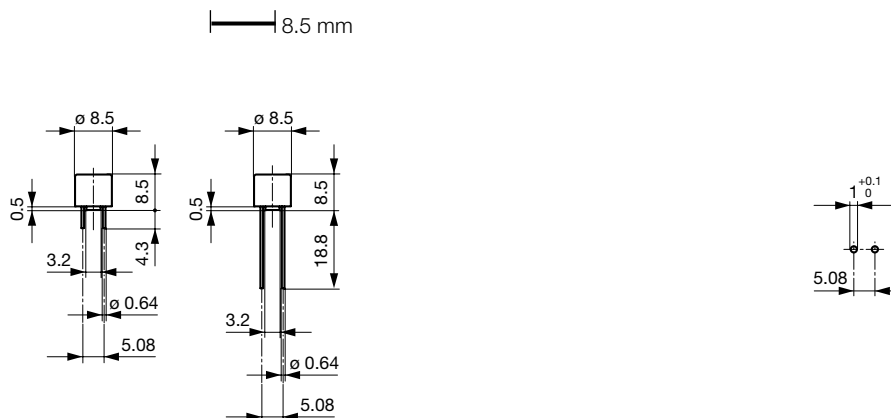
[pdf-datasheet](#), [html-datasheet](#), [General Product Information](#), [Approvals](#), [CE declaration of conformity](#), [RoHS](#), [CHINA-RoHS](#), [REACH](#), [e-Shop](#), [SCHURTER-Stock-Check](#), [Distributor-Stock-Check](#), [Detailed request for product](#)

**Technical Data**

Rated Voltage	250VAC
Rated current	0.063 - 10 A
Breaking Capacity	50A
Characteristic	Time-Lag T
Mounting	PCB, THT
Admissible Ambient Air Temp.	-40 °C to 85 °C
Climatic Category	40/085/21 acc. to IEC 60068-1
Material: Housing	Thermoplastic, UL 94V-0
Material: Terminals	Tin-Plated Copper
Unit Weight	0.53 g
Storage Conditions	0 °C to 40 °C, max. 70% r.h.
Product Marking	 Type, Rated current, Rated voltage, Characteristic, Approvals

Soldering Methods	Wave, Iron
Solderability	235 °C / 2 sec acc. to IEC 60068-2-20, Test Ta
Resistance to Soldering Heat	260 °C / 10 sec acc. to IEC 60068-2-20, Test Tb
Current Carrying Capacity	acc. to EIA/IS-722, Test 4.3.3
Moisture Resistance Test	MIL-STD-202, Method 106E (50 cycles in a temp./mister chamber)
Terminal Strength	MIL-STD-202, Method 211A (Deflection of board 1 mm for 1 minute)
Case Resistance	acc. to EIA/IS-722, Test 4.7 >100 MΩ (between leads and body)
Mechanical Shock	(acc. to EIA/IS-722, Test 4.9)
Vibration, High Frequency	MIL-STD-202, Method 204D Shock 20 gn, 20 min, 10-2 kHz, 12 cyc.
Resistance to Solvents	MIL-STD-202, Method 215A
Flammability	UL 94V-0 (acc. to EIA/IS-722, Test 4.12)

**Dimension**



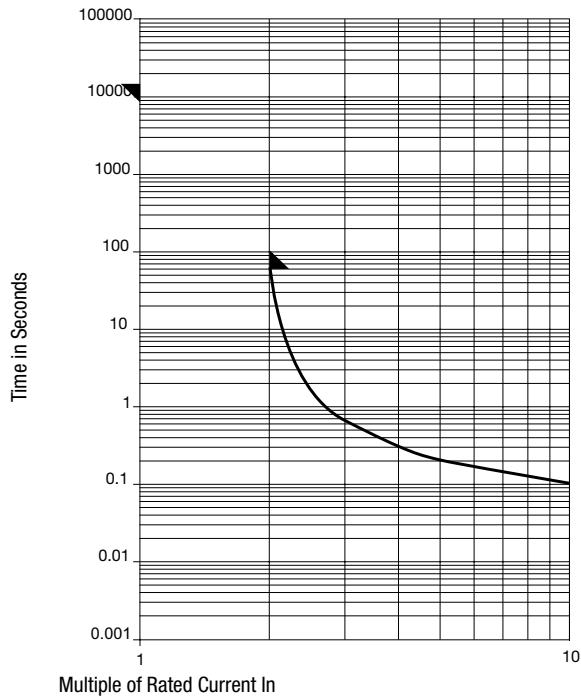
Drilling diagram

## Pre-Arcing Time


Rated Current  $I_n$     1.0 x  $I_n$  min.    2.0 x  $I_n$  max.


0.063 A - 10 A	4 h	60 s
----------------	-----	------

## Time-Current-Curves



## All Variants

Rated Current [A]	Rated Voltage [VAC]	Breaking Capacity	Voltage Drop 1.0 $I_n$ typ. [mV]	Power Dissipation 1.0 $I_n$ typ. [mW]	Melting $I^2t$ 10.0 Intyp. [A <sup>2</sup> s]		S	L	T	Order Number
0.063	250	1)	544	37	0.0176	●	●			0034.7103
0.08	250	1)	413	38	0.0313	●	●			0034.7104
0.1	250	1)	318	35	0.0456	●	●			0034.7105
0.125	250	1)	289	40	0.0567	●	●			0034.7106
0.16	250	1)	219	38	0.0692	●	●			0034.7107
0.2	250	1)	262	60	0.133	●	●			0034.7108
0.25	250	1)	202	55	0.258	●	●			0034.7109
0.315	250	1)	168	49	0.361	●	●			0034.7110
0.4	250	1)	159	69	0.528	●	●			0034.7111
0.5	250	1)	143	78	0.898	●	●			0034.7112
0.63	250	1)	124	85	2.24	●	●			0034.7113
0.8	250	1)	114	98	4.05	●	●			0034.7114
1	250	1)	100	107	6.85	●	●			0034.7115
1.25	250	1)	94	127	7.93	●	●			0034.7116
1.6	250	1)	85	145	17.5	●	●			0034.7117
2	250	1)	80	175	28.6	●	●			0034.7118
2.5	250	1)	75	205	40.9	●	●			0034.7119
3.15	250	1)	71	240	55	●	●			0034.7120
4	250	1)	72	303	67.2	●	●			0034.7121
5	250	1)	70	376	142	●	●			0034.7122
6.3	250	1)	68	488	287	●	●			0034.7123
8	250	1)	50	445	422	●	●			0034.7124

Rated Current [A]	Rated Voltage [VAC]	Breaking Capacity	Voltage Drop 1.0 In typ. [mV]	Power Dissipation 1.0 I <sub>n</sub> typ. [mW]	Melting I <sup>2</sup> t 10.0 Intyp. [A <sup>2</sup> s]		S	L	T	Order Number
10	250	1)	50	630	564	●	●			0034.7125
0.063	250	1)	544	37	0.0176	●		●		0034.7203
0.08	250	1)	413	38	0.0313	●		●		0034.7204
0.1	250	1)	318	35	0.0456	●		●		0034.7205
0.125	250	1)	289	40	0.0567	●		●		0034.7206
0.16	250	1)	219	38	0.0692	●		●		0034.7207
0.2	250	1)	262	60	0.133	●		●		0034.7208
0.25	250	1)	202	55	0.258	●		●		0034.7209
0.315	250	1)	168	49	0.361	●		●		0034.7210
0.4	250	1)	159	69	0.528	●		●		0034.7211
0.5	250	1)	143	78	0.898	●		●		0034.7212
0.63	250	1)	124	85	2.24	●		●		0034.7213
0.8	250	1)	114	98	4.05	●		●		0034.7214
1	250	1)	100	107	6.85	●		●		0034.7215
1.25	250	1)	94	127	7.93	●		●		0034.7216
1.6	250	1)	85	145	17.5	●		●		0034.7217
2	250	1)	80	175	28.6	●		●		0034.7218
2.5	250	1)	75	205	40.9	●		●		0034.7219
3.15	250	1)	71	240	55	●		●		0034.7220
4	250	1)	72	303	67.2	●		●		0034.7221
5	250	1)	70	376	142	●		●		0034.7222
6.3	250	1)	68	488	287	●		●		0034.7223
8	250	1)	50	445	422	●		●		0034.7224
10	250	1)	50	630	564	●		●		0034.7225
0.063	250	1)	544	37	0.0176	●			●	0034.7303
0.08	250	1)	413	38	0.0313	●			●	0034.7304
0.1	250	1)	318	35	0.0456	●			●	0034.7305
0.125	250	1)	289	40	0.0567	●			●	0034.7306
0.16	250	1)	219	38	0.0692	●			●	0034.7307
0.2	250	1)	262	60	0.133	●			●	0034.7308
0.25	250	1)	202	55	0.258	●			●	0034.7309
0.315	250	1)	168	49	0.361	●			●	0034.7310
0.4	250	1)	159	69	0.528	●			●	0034.7311
0.5	250	1)	143	78	0.898	●			●	0034.7312
0.63	250	1)	124	85	2.24	●			●	0034.7313
0.8	250	1)	114	98	4.05	●			●	0034.7314
1	250	1)	100	107	6.85	●			●	0034.7315
1.25	250	1)	94	127	7.93	●			●	0034.7316
1.6	250	1)	85	145	17.5	●			●	0034.7317
2	250	1)	80	175	28.6	●			●	0034.7318
2.5	250	1)	75	205	40.9	●			●	0034.7319
3.15	250	1)	71	240	55	●			●	0034.7320
4	250	1)	72	303	67.2	●			●	0034.7321
5	250	1)	70	376	142	●			●	0034.7322
6.3	250	1)	68	488	287	●			●	0034.7323
8	250	1)	50	445	422	●			●	0034.7324
10	250	1)	50	630	564	●			●	0034.7325

Availability for all products can be searched real-time: <http://www.schurter.com/en/Stock-Check/Stock-Check-SCHURTER>

1) 50 A @ 250 VAC

**Packaging Unit**

- S = Plastic Bag (100 pcs.)
- L = Bulk (100 pcs.)
- T = Taped 36 cm Reel (750 pcs.)