

COMBI receptacle - PPC 1,5/S/1-L - 3213357

Please be informed that the data shown in this PDF Document is generated from our Online Catalog. Please find the complete data in the user's documentation. Our General Terms of Use for Downloads are valid (<http://phoenixcontact.com/download>)



COMBI receptacle, Connection method: Push-in connection, Number of connections: 1, Number of positions: 1, Cross section: 0.14 mm² - 1.5 mm², AWG: 26 - 14, Width: 3.5 mm, Height: 17.8 mm, Color: gray

Why buy this product

- For secure and space-saving accommodation of plug-in contacts in cable ducts and distributor shafts
- The Push-in technology COMBI couplings for self-assembly provide solutions that users can implement themselves
- Tested for railway applications

Key Commercial Data

Packing unit	50 STK
Minimum order quantity	50 STK
GTIN	 4 046356 566087
GTIN	4046356566087
Weight per Piece (excluding packing)	1.320 g
Custom tariff number	85366990
Country of origin	Poland

Technical data

General

Number of positions	1
Number of levels	1
Number of connections	1
Potentials	1
Nominal cross section	1.5 mm ²
Color	gray
Insulating material	PA
Flammability rating according to UL 94	V0
Area of application	Railway industry

COMBI receptacle - PPC 1,5/S/1-L - 3213357

Technical data

General

	Machine building
	Plant engineering
Rated surge voltage	6 kV
Degree of pollution	3
Overvoltage category	III
Insulating material group	I
Maximum power dissipation for nominal condition	0.56 W
Maximum load current	17.5 A (with 1.5 mm ² conductor cross section)
Nominal current I _N	17.5 A
Nominal voltage U _N	500 V
Open side panel	Yes
Relative insulation material temperature index (Elec., UL 746 B)	130 °C
Temperature index of insulation material (DIN EN 60216-1 (VDE 0304-21))	130 °C
Static insulating material application in cold	-60 °C
Behavior in fire for rail vehicles (DIN 5510-2)	Test passed
Flame test method (DIN EN 60695-11-10)	V0
Oxygen index (DIN EN ISO 4589-2)	>32 %
NF F16-101, NF F10-102 Class I	2
NF F16-101, NF F10-102 Class F	2
Surface flammability NFPA 130 (ASTM E 162)	passed
Specific optical density of smoke NFPA 130 (ASTM E 662)	passed
Smoke gas toxicity NFPA 130 (SMP 800C)	passed
Calorimetric heat release NFPA 130 (ASTM E 1354)	28 MJ/kg
Fire protection for rail vehicles (DIN EN 45545-2) R22	HL 1 - HL 3
Fire protection for rail vehicles (DIN EN 45545-2) R23	HL 1 - HL 3
Fire protection for rail vehicles (DIN EN 45545-2) R24	HL 1 - HL 3
Fire protection for rail vehicles (DIN EN 45545-2) R26	HL 1 - HL 3

Dimensions

Width	3.5 mm
End cover width	2.2 mm
Length	27 mm
Height	17.8 mm
Pitch	3.5 mm

Connection data

Connection method	Push-in connection
Connection in acc. with standard	IEC 61984
Conductor cross section solid min.	0.14 mm ²
Conductor cross section solid max.	1.5 mm ²
Conductor cross section AWG min.	26

COMBI receptacle - PPC 1,5/S/1-L - 3213357

Technical data

Connection data

Conductor cross section AWG max.	14
Conductor cross section flexible min.	0.14 mm ²
Conductor cross section flexible max.	1.5 mm ²
Min. AWG conductor cross section, flexible	26
Max. AWG conductor cross section, flexible	14
Conductor cross section flexible, with ferrule without plastic sleeve min.	0.14 mm ²
Conductor cross section flexible, with ferrule without plastic sleeve max.	1.5 mm ²
Conductor cross section flexible, with ferrule with plastic sleeve min.	0.14 mm ²
Conductor cross section flexible, with ferrule with plastic sleeve max.	1 mm ²
Stripping length	8 mm ... 10 mm
Internal cylindrical gage	A1 / B1

Standards and Regulations

Connection in acc. with standard	CSA
	IEC 61984
Flammability rating according to UL 94	V0

Environmental Product Compliance

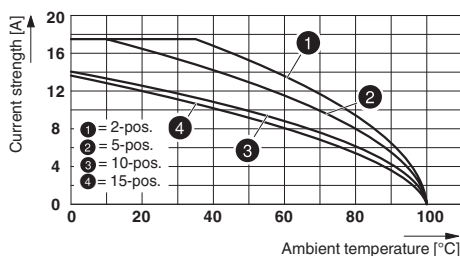
China RoHS	Environmentally friendly use period: unlimited = EFUP-e
	No hazardous substances above threshold values

Drawings

Circuit diagram



Diagram



Approvals

Approvals

Approvals

UL Recognized / cUL Recognized / LR / CSA / GL / NK / EAC / BV / EAC / cULus Recognized

Ex Approvals

COMBI receptacle - PPC 1,5/S/1-L - 3213357

Approvals

Approval details

UL Recognized		http://database.ul.com/cgi-bin/XYV/template/LISEXT/1FRAME/index.htm		FILE E 60425
	B	C	D	
mm ² /AWG/kcmil	26-14	26-14	26-14	
Nominal current IN	15 A	15 A	5 A	
Nominal voltage UN	300 V	300 V	600 V	

cUL Recognized		http://database.ul.com/cgi-bin/XYV/template/LISEXT/1FRAME/index.htm		FILE E 60425
	B	C	D	
mm ² /AWG/kcmil	26-14	26-14	26-14	
Nominal current IN	15 A	15 A	5 A	
Nominal voltage UN	300 V	300 V	600 V	

LR		http://www.lr.org/en	12/20038 (E2)
----	--	---	---------------

CSA		http://www.csagroup.org/services/testing-and-certification/certified-product-listing/		13631
	B	C	D	
mm ² /AWG/kcmil	26-14	26-14	26-14	
Nominal current IN	15 A	15 A	5 A	
Nominal voltage UN	300 V	300 V	600 V	


GL		http://exchange.dnv.com/tari/	2040111 HH
----	--	---	------------

NK		http://www.classnk.or.jp/hp/en/	14ME0912
----	--	---	----------


EAC		EAC-Zulassung	
-----	--	---------------	--

COMBI receptacle - PPC 1,5/S/1-L - 3213357

Approvals

BV		http://www.veristar.com/portal/veristarinfo/generalinfo/approved/approvedProducts/equipmentAndMaterials	39979/A0 BV
----	---	---	-------------

EAC			7500651.22.01.00246
-----	---	--	---------------------

cULus Recognized		http://database.ul.com/cgi-bin/XYV/template/LISEXT/1FRAME/index.htm	
------------------	---	---	--