

Master cable - RCK-TWUM/BL12/ 5,0PUR-U - 1684030


Please be informed that the data shown in this PDF Document is generated from our Online Catalog. Please find the complete data in the user's documentation. Our General Terms of Use for Downloads are valid (<http://phoenixcontact.com/download>)



M23 socket, angled, 12-pos., with 5 m master cable, pin 9 and 10 bridged



Key Commercial Data

Packing unit	1 pc
GTIN	 4 017918 172084
GTIN	4017918172084
Sales Key	02

Technical data

General

Rated voltage	48 V AC
	60 V DC
Number of positions	12
Sensor/actuator connection system	M12 socket
Note	The master cable is earmarked for use on the sensor/actuator boxes with an M23 plug-in connection.

Ambient conditions

Degree of protection	IP65
	IP67
Ambient temperature (operation)	-40 °C ... 125 °C (Plug / socket)

Master cable data/connection data

Connection method	M23 plug connection
Length of cable	5 m

Insulation material

Housing material	PUR
------------------	-----

Master cable - RCK-TWUM/BL12/ 5,0PUR-U - 1684030

Technical data

Insulation material

Material of contact, master cable side	CU alloy
Material of contact surface, master cable side	gold-plated
Material of the contact carrier on the master cable side	PA

Connection assignment

Slot/position = pin = conductor color	1 / 4 (A) = 1 = WH
	2 / 4 (A) = 2 = GN
	3 / 4 (A) = 3 = YE
	4 / 4 (A) = 4 = GY
	5 / 4 (A) = 5 = PK
	6 / 4 (A) = 6 = RD
	7 / 4 (A) = 7 = BK
	8 / 4 (A) = 8 = VT
	1-8 / 1 (+ 48 V) = 11 = BN
	1-8 / 3 (0 V) = 9+10 = BU
	1-8 / 5 (PE) = 12 = GN/YE

Cable

Cable type	PUR/PVC black
Cable type (abbreviation)	PUR
Cable abbreviation	LiYY11Y-HF
UL AWM style	20549 (80°C/300 V)
Conductor cross section	8x 0.34 mm ² (Signal line) 3x 0.75 mm ² (power line)
AWG signal line	22
AWG power supply	18
Conductor structure signal line	19x 0.15 mm
Conductor structure, voltage supply	42x 0.15 mm
Core diameter including insulation	1.3 mm ±0.1 mm (Signal line) 1.8 mm ±0.1 mm (power line)
Wire colors	brown, blue, green/yellow, white, green, yellow, gray, pink, red, black, violet
Overall twist	Wires twisted in layers
Inner sheath thickness	≥ 0.15 mm
Outer sheath thickness	≥ 0.38 mm
External cable diameter D	8.5 mm ±0.2 mm
Minimum bending radius, fixed installation	7.5 x D
Minimum bending radius, flexible installation	10 x D
Number of bending cycles	1500000
Minimum bending radius, drag chain applications	10 x D
Traversing path	2 m
Traversing rate	2 m/s

Master cable - RCK-TWUM/BL12/ 5,0PUR-U - 1684030

Technical data

Cable

Cable weight	107.4 kg/km
External sheath, color	black RAL 9005
Outer sheath, material	PUR
Material, inner sheath	PVC
Material conductor insulation	PVC
Conductor material	Bare Cu litz wires
Insulation resistance	≥ 5 MΩ*km
Conductor resistance	≤ 53 Ω/km (Signal line)
	≤ 26 Ω/km (power line)
Nominal voltage, cable	300 V AC
Test voltage Core/Core	2000 V (50 Hz, 5 min.)
Special properties	Silicone-free
Other resistance	Highly resistant to acids, alkaline solutions and solvents
Flame resistance	DIN EN 50265
Resistance to oil	according to VDE 0472 Part 803
Ambient temperature (operation)	-40 °C ... 90 °C (cable, fixed installation)
	-5 °C ... 80 °C (Cable, flexible installation)

Environmental Product Compliance

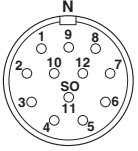
REACH SVHC	Lead 7439-92-1
China RoHS	Environmentally Friendly Use Period = 50 years
	For details about hazardous substances go to tab "Downloads", Category "Manufacturer's declaration"

Drawings

Master cable - RCK-TWUM/BL12/ 5,0PUR-U - 1684030

Schematic diagram

Cable cross section



Pin assignment M23 socket, 12-pos., female side view



PUR/PVC black [PUR]

Classifications

eCl@ss

eCl@ss 10.0.1	27060311
eCl@ss 11.0	27060311
eCl@ss 4.0	27060300
eCl@ss 4.1	27060300
eCl@ss 5.0	27061800
eCl@ss 5.1	27061800
eCl@ss 6.0	27279200
eCl@ss 7.0	27279218
eCl@ss 9.0	27060311

ETIM

ETIM 2.0	EC000104
----------	----------

Master cable - RCK-TWUM/BL12/ 5,0PUR-U - 1684030

Classifications

ETIM

ETIM 3.0	EC000104
ETIM 4.0	EC000104
ETIM 6.0	EC001855
ETIM 7.0	EC001855

UNSPSC

UNSPSC 6.01	31251501
UNSPSC 7.0901	31251501
UNSPSC 11	31251501
UNSPSC 12.01	31251501
UNSPSC 13.2	31251501
UNSPSC 19.0	31251501
UNSPSC 20.0	31251501
UNSPSC 21.0	31251501

Approvals


Approvals

Approvals

EAC

Ex Approvals

Approval details

EAC		19060508
-----	-------------------------------------------------------------------------------------	----------