

DULUX T/E PLUS 32 W/830

OSRAM DULUX T/E PLUS | CFLni, 3 tubes, with 4-pin base for ECG operation



Areas of application

- Offices, public buildings
- Shops
- Supermarkets and department stores
- Hotels, restaurants
- Industrial lighting

Product benefits

- Extremely economical
- Good quality of light
- Excellent luminous flux
- Long service life
- Improved maintenance
- OSRAM System+ Guarantee in combination with OSRAM QUICKTRONIC ECG

Product features

- Average life: 20,000 h (with QUICKTRONIC)
- Color rendering index R_a : 80...89
- Dimmable (3...100 %)
- Short and compact pin-base lamp with triple-turn tubes
- Single-ended four-pin plug-in GX24q base with shortened base casing



Product datasheet

Technical data

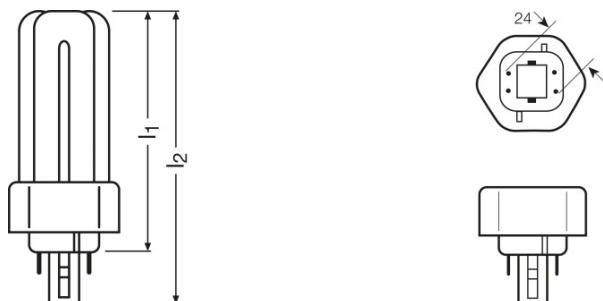
Electrical data

Nominal wattage	32.0 W
Rated wattage	32.00 W
Nominal voltage	100 V
Rated lamp efficacy (HF data 25 °C)	Under clarification by authority and standardization body

Photometrical data

Nominal luminous flux	2400 lm
Rated luminous flux	2400 lm
Color temperature	3000 K
Light color	830
Light color as per EN 12464-1	LUMILUX Warm White
Color rendering index Ra	80...89
Luminous flux at 25 °C	2400 lm
Rated LLMF at 4,000 h	0.84
Rated LLMF at 6,000 h	0.82
Rated LLMF at 8,000 h	0.81
Rated LLMF at 12,000 h	0.79
Rated LLMF at 16,000 h	0.78
Rated LLMF at 20,000 h	0.76
Luminance	6.5 cd/cm ²
Color rendering group	1B

Dimensions & weight



Overall length	148.0 mm
Product weight	70.00 g

Product datasheet

Tube diameter	12 mm
Length	148.0 mm
Length acc. to IEC standard	145 mm
Length with base excl. base pins/connection	132.00 mm

Temperatures

Rated ambient temp.w.max.luminous flux	25.0 °C
--	---------

Lifespan

Nominal lamp life time	20000 h
Rated lamp life time	20000 h
Service life	13000 h ¹⁾
Rated lamp survival factor at 2,000 h	0.99
Rated lamp survival factor at 4,000 h	0.99
Rated lamp survival factor at 6,000 h	0.99
Rated lamp survival factor at 8,000 h	0.98
Rated lamp survival factor at 12,000 h	0.95
Rated lamp survival factor at 16,000 h	0.81
Rated lamp survival factor at 20,000 h	0.50
Operation mode LLMF/LSF	HF
Lifespan	20000 h ¹⁾

¹⁾ With preheat ECG

Additional product data

Base (standard designation)	GX24q-3
Lamp mercury content	2.1 mg
Appropriate disposal acc. to WEEE	Yes
Product remark	For ECG operation only

Capabilities

Dimmable	Yes
Suitable for indoor	Yes

Certificates & standards

Energy efficiency class	A
Energy consumption	36 kWh/1000h

Country specific categorizations

ILCOS	FSMH-32/830-/P/-GX24q-3
-------	-------------------------

Product datasheet

Light Distribution



Spectral power distribution



Guarantee

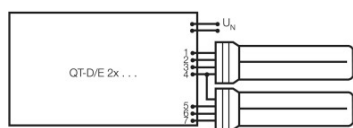
Equipment / Accessories

- Suitable for operation on electronic control gear

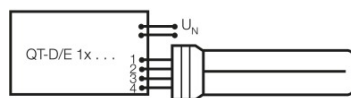
Safety advice

In case of lamp breakage: www.osram.com/brokenlamp

Product datasheet



Circuit diagram



Circuit diagram

Logistical Data

Product code	Product description	Packaging unit (Pieces/Unit)	Dimensions (length x width x height)	Volume	Gross weight
4050300348582	DULUX T/E PLUS 32 W/830	Shipping carton box 10	227 mm x 153 mm x 148 mm	5.14 dm ³	901.00 g

The mentioned product code describes the smallest quantity unit which can be ordered. One shipping unit can contain one or more single products. When placing an order, for the quantity please enter single or multiples of a shipping unit.

References / Links

For more information on QUICKTRONIC electronic control gear go to

▶ www.osram.com/QUICKTRONIC

Disclaimer

Subject to change without notice. Errors and omission excepted. Always make sure to use the most recent release.

DULUX T/E PLUS 32 W/830

OSRAM DULUX T/E PLUS | CFLni, 3 tubes, with 4-pin base for ECG operation

Product name	Product name ECG	EAN	Nominal current	Nominal wattage + Power loss	Luminous flux at 25 °C	Number of lighting outlets
DULUX T/E 32W/830 PLUS GX24Q	QTi DALI-T/E 1x18-57 DIM	4008321060808	0.16 A	36.00 W	2400 lm	1
	QTi DALI-T/E 2x18-42 DIM	4008321060822	0.30 A	69.00 W	2400 lm	2
	QTi-T/E 1x18-57 DIM	4008321060860	0.16 A	36.00 W	2400 lm	1
	QTi-T/E 2x18-42 DIM	4008321060846	0.30 A	69.00 W	2400 lm	2
	QT-M 2x26-42/220-240 S	4008321110022	0.30 A	70.00 W	2400 lm	2
	QTP-M 1x26-42	4008321329134	0.16 A	35.00 W	2400 lm	1
	QTP-M 2x26-32	4008321329158	0.30 A	68.00 W	2400 lm	2
	QTP-T/E 1x26-42, (2x26)	4008321537089	0.15 A	35.00 W	2400 lm	1