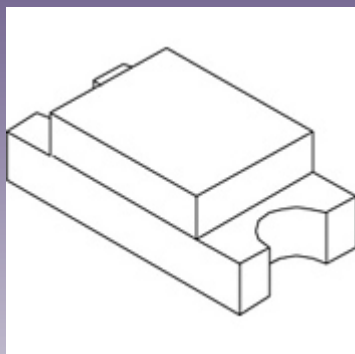




We Tame Photons to Work for You!



Products > LEDs > Surface Mount > 1206 Package > Half Moon Solder Terminals > Standard



Features / Options

- ▶ State-of-the-Art, High Brightness Chip Technology
- ▶ Choice of Colors and Lens Finishes
- ▶ Lead Frame / Lens Casting Reliability
- ▶ Easy-to-Solder Leads, Tin Finish
- ▶ Available Bulk or on Tape and Reel
- ▶ Lead Trimming and Forming Available
- ▶ Custom Shapes, Easily Tooled, Low Minimum

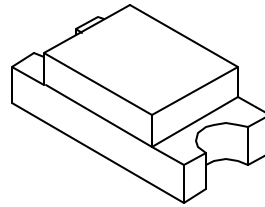
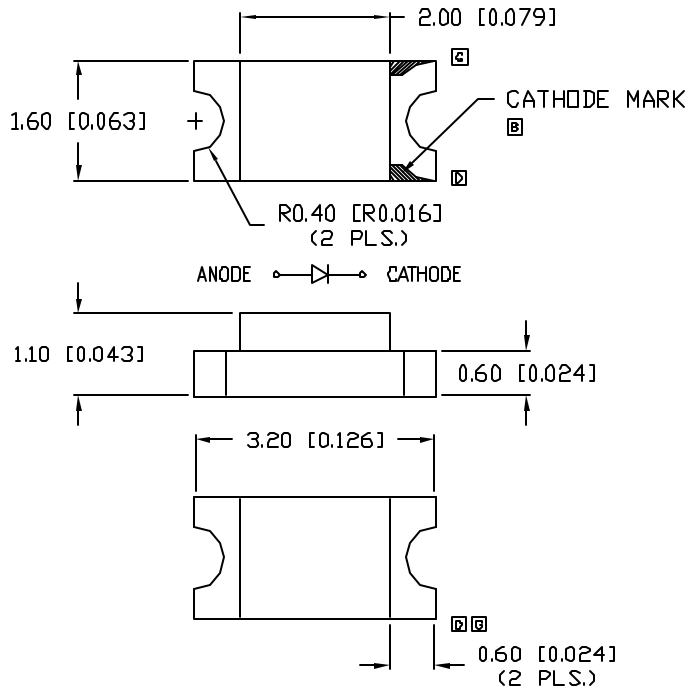
Applications / Uses

- ▶ Board or Panel Indication or Illumination
- ▶ Annunciator and Control Panels
- ▶ Telecom Switches and Central Station Equipment
- ▶ Large Panel Indicators

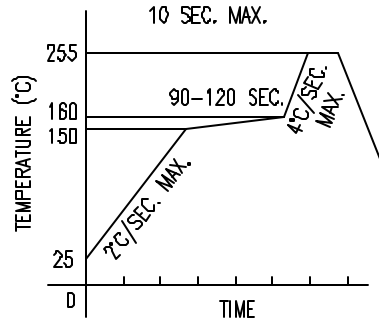
Part Number:	Brightness	Dice Material	Emitted Color	Peak Wavelength	Epoxy Lens	Operating Typ Vf (V)	Intensity Typ, mcd @ 20 mA	View Angle 2x Theta		
SML-LX1206AC-TR	HIGH	AlInGaP	Amber	610	Clear	2.0	6	160		—
SML-LX1206AW-TR	HIGH	AlInGaP	Amber	610	White Diffused	2.0	6	160		—
SML-LX1206GC-TR	STANDARD	GaP	Green	565	Clear	2.1	10	160		—
SML-LX1206GC-TR1	STANDARD	GaP	Green	565	Clear	2.2	10	160		—
SML-LX1206GW-TR	STANDARD	GaP	Green	565	White Diffused	2.2	10	160		—
SML-LX1206IC-TR	STANDARD	GaAsP	Red	635	Clear	2	6	160		—
SML-LX1206IW-TR	STANDARD	GaAsP	Red	635	White Diffused	2.0	6	160		—
SML-LX1206PGC-TR	STANDARD	GaP	Green	555	Clear	2.1	6	160		—
SML-LX1206SGC-TR	STANDARD	GaP	Green	565	Clear	2.2	10	160		—
SML-LX1206SGW-TR	STANDARD	GaP	Green	565	White Diffused	2.2	10	160		—

SML-LX1206SIC-TR		HIGH	AlInGaP	Red	636	Clear	2.0	70	140		—
SML-LX1206SOC-TR		HIGH	AlInGaP	Orange	610	Clear	2.0	70	140		—
SML-LX1206SRC-TR		STANDARD	GaAlAs	Red	660	Clear	1.85	100	90		—
SML-LX1206SRW-TR		STANDARD	GaAlAs	Red	660	White Diffused	1.8	15	160		—
SML-LX1206SUGC-TR		HIGH	AlInGaP	Green	574	Clear	2.2	45	140		—
SML-LX1206SYC-TR		HIGH	AlInGaP	Yellow	590	Clear	2.2	70	140		—
SML-LX1206SYW-TR		HIGH	AlInGaP	Yellow	590	White Diffused	2.0	40	160		—
SML-LX1206UPGC-TR		HIGH	InGaN	Green	525	Clear	3.5	45	140		—
SML-LX1206USBC-TR		HIGH	InGaN	Blue	470	Clear	3.5	25	140		—
SML-LX1206UWW-TR		HIGH	InGaN	White	-	Diffused	3.5	90	140		—
SML-LX1206YC-TR		STANDARD	GaAsP	Yellow	585	Clear	2	6	160		—
SML-LX1206YGC-TR		STANDARD	GaAsP	Yellow/Green	585	Clear	2.1/2.2	10	160		—

UNCONTROLLED DOCUMENT

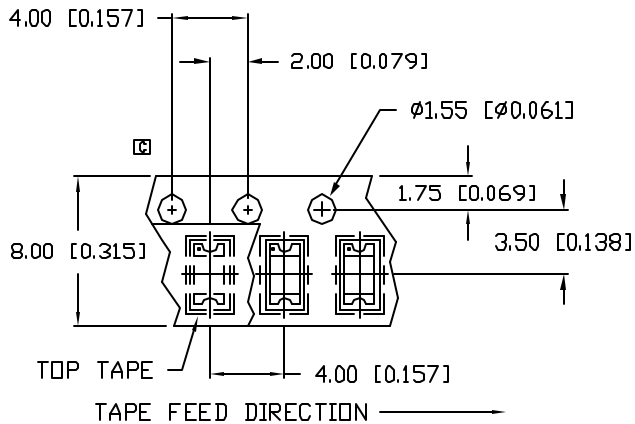
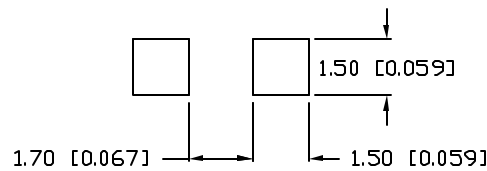


LEAD FREE REFLOW PROFILE



TOTAL TIME ABOVE 220°C IS 60 SECONDS MAX.

RECOMMENDED SOLDER PAD LAYOUT



*UNLESS OTHERWISE SPECIFIED TOLERANCES PER DECIMAL PRECISION ARE: X=±1 (±0.039), XX=±0.5 (±0.020), XXX=±0.25 (±0.010), XXXX=±0.127 (±0.005). LEAD SIZE=±0.05 (0.002), LEAD LENGTH=±0.75 (±0.030), MIN.= +DECIMAL PRECISION -0.00, MAX.= +0.00 -DECIMAL PRECISION

PART NUMBER
SML-LX1206YC-TR

REV.
G

REV.	E.C.N. NUMBER AND REVISION COMMENTS	DATE
A	ADDED TAPE DIRECTION ND POLARITY.	11.1.95
B	E.C.N. #10BRDR. & REDRAWN.	12.18.97
C	E.C.N. #10644. & REDRAWN IN 3D.	7.18.00
D	E.C.N. #10814.	12.3.01
E	E.C.N. #10967.	3.14.03
F	E.C.N. #11148.	1.20.05
G	E.C.N. #11466.	01.07.08

ELECTRO-OPTICAL CHARACTERISTICS $T_A=25^\circ\text{C}$ $I_f=20\text{mA}$

PARAMETER	MIN	TYP	MAX	UNITS	TEST COND
PEAK WAVELENGTH		585		nm	
FORWARD VOLTAGE		2.1	2.6	V_f	
REVERSE VOLTAGE	5.0			V_r	$I_r=100\mu\text{A}$
AXIAL INTENSITY		6		mcd	$I_f=20\text{mA}$
VIEWING ANGLE		160		2x theta	
EMITTED COLOR:	YELLOW				
EPOXY LENS FINISH:	WATER CLEAR				

LIMITS OF SAFE OPERATION AT 25°C

PARAMETER	MAX	UNITS
PEAK FORWARD CURRENT*	100	mA
STEADY CURRENT	25	mA
POWER DISSIPATION	65	mW
DERATE FROM 25°C	-1.2	mW/°C
OPERATING TEMP.	-25 TO +85	°C
STORAGE TEMP.	-30 TO +85	°C

NOTES:

1. THE POLARITY MARK IS ORIENTED TOWARDS THE TAPE SPROCKET HOLE.

CAUTION: MOISTURE SENSITIVE DEVICE
PER JEDEC LEVEL 4 STANDARDS

UNCONTROLLED DOCUMENT

REV. G PART NUMBER SML-LX1206YC-TR

3.2mm x 1.6mm PCB SURFACE MOUNT LED,
585nm YELLOW LED,
WATER CLEAR LENS, TAPE AND REEL

CONFIDENTIAL INFORMATION
THE INFORMATION CONTAINED IN THIS DOCUMENT IS THE PROPERTY OF LUMEX INC. EXCEPT AS SPECIFICALLY AUTHORIZED IN WRITING BY LUMEX INC., THE HOLDER OF THIS DOCUMENT SHALL KEEP ALL INFORMATION CONTAINED HEREIN CONFIDENTIAL AND SHALL PROTECT SAME IN WHOLE OR IN PART FROM DISCLOSURE AND DISSEMINATION TO ALL THIRD PARTIES.

RELIABILITY NOTE
OUR MANY YEARS OF EXPERIENCE DATA ACCUMULATION INDICATE THAT SOLDER HEAT IS A MAJOR CAUSE OF EARLY AND FUTURE FAILURE. PLEASE PAY ATTENTION TO YOUR SOLDERING PROCESS.



DRAWN BY: BC CHECKED BY: APPROVED BY: DATE: 4.21.95
PAGE: 1 OF 1
SCALE: N/A