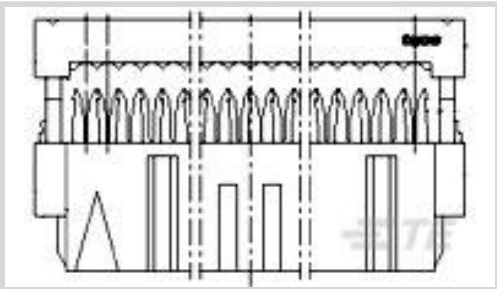




Connectors > PCB Connectors > Wire-to-Board Connectors > FFC, FPC & Ribbon Connectors > Ribbon Cable Connectors



Connector System: **Wire-to-Board**

Number of Positions: **14**

Centerline (Pitch): **2.54 mm [.1 in]**

Row-to-Row Spacing: **2.54 mm [.1 in]**

Number of Rows: **2**

Features

Product Type Features

Connector Product Type	Connector Assembly
Connector System	Wire-to-Board
Connector & Housing Type	Receptacle
Connector & Contact Terminates To	Wire & Cable

Configuration Features

Number of Positions	14
Number of Rows	2

Body Features

Primary Product Color	Black
-----------------------	-------

Contact Features

Contact Mating Area Plating Material	Gold (Au)
Mating Pin Diameter	.64 mm[.025 in]
Wire Contact Termination Area Plating Thickness	2.54 μm[100 μin]
	8 μin
Wire Contact Termination Area Plating Material	Tin
Mating Square Post Dimension	.64 mm[.025 in]
Contact Current Rating (Max)	1 A

Termination Features

Termination Method to Wire & Cable	Insulation Displacement (IDC)
------------------------------------	-------------------------------



Mechanical Attachment

Mating Alignment Type	Polarization
Mating Retention	Without
Connector Mounting Type	Cable Mount (Free-Hanging)

Housing Features

Centerline (Pitch)	2.54 mm[.1 in]
--------------------	----------------

Dimensions

Row-to-Row Spacing	2.54 mm[.1 in]
--------------------	----------------

Usage Conditions

Operating Temperature Range	-65 – 105 °C[-85 – 221 °F]
-----------------------------	----------------------------

Operation/Application

Circuit Application	Signal
---------------------	--------

Product Compliance

For compliance documentation, visit the product page on TE.com>





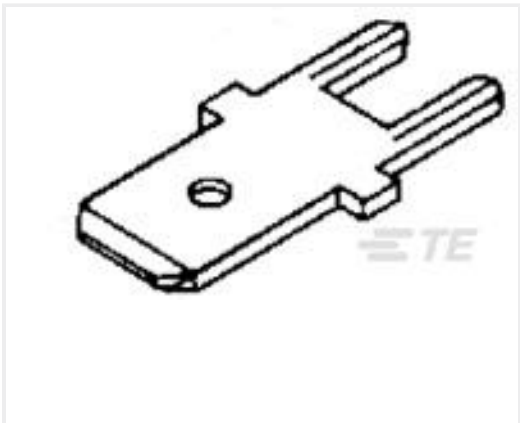



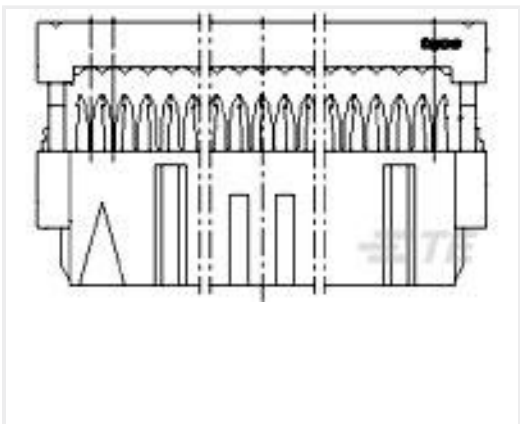

EU RoHS Directive 2011/65/EU	Compliant
EU ELV Directive 2000/53/EC	Compliant
China RoHS 2 Directive MIIT Order No 32, 2016	No Restricted Materials Above Threshold
EU REACH Regulation (EC) No. 1907/2006	Current ECHA Candidate List: JAN 2025 (247) Candidate List Declared Against: JAN 2022 (223) Does not contain REACH SVHC
Halogen Content	Low Halogen - Br, Cl, F, I < 900 ppm per homogenous material. Also BFR/CFR/PVC Free
Solder Process Capability	Not applicable for solder process capability

Product Compliance Disclaimer

This information is provided based on reasonable inquiry of our suppliers and represents our current actual knowledge based on the information they provided. This information is subject to change. The part numbers that TE has identified as EU RoHS compliant have a maximum concentration of 0.1% by weight in homogenous materials for lead, hexavalent chromium, mercury, PBB, PBDE, DBP, BBP, DEHP, DIBP, and 0.01% for cadmium, or qualify for an exemption to these limits as defined in the Annexes of Directive 2011/65/EU (RoHS2). Finished electrical and electronic equipment products will be CE marked as required by Directive 2011/65/EU. Components may not be CE marked. Additionally, the part numbers that TE has identified as EU ELV compliant have a maximum concentration of 0.1% by weight in homogenous materials for lead, hexavalent chromium, and mercury, and 0.01% for cadmium, or qualify for an exemption to these limits as defined in the Annexes of Directive 2000/53/EC (ELV). Regarding the REACH Regulation, the information TE provides on SVHC in articles for this part number is based on the latest European Chemicals Agency (ECHA) ‘Guidance on requirements for substances in articles’ posted at this URL: <https://echa.europa.eu/guidance-documents/guidance-on-reach>



Customers Also Bought

 <p>TE Part #926980-2 CI 2 STIFT</p>	 <p>TE Part #154672-2 RING TONGUE .126 DIA 20-16 AWG TPST</p>	 <p>TE Part #5-160430-7 187 FASTON REC 20-16 AWG TPBR</p>	 <p>TE Part #213283-2 HARDWARE KIT, DRAWER CONN</p>
 <p>TE Part #726386-2 250 FASTON TAB TPBR</p>	 <p>TE Part #350824-1 02P UMNH HDR ASSY PC 94VO</p>	 <p>TE Part #212609-1 RECEPT HSG, 4 POSN, METRIMATE</p>	 <p>TE Part #61795-1 RING 18-14 AWG TPST</p>
 <p>TE Part #1-215919-0 AMP-LATCH 15.2 HIGH TAPE</p>	 <p>TE Part #1-925017-0 250 FASTON HSG., REC., 1 POS, NATURAL</p>		

Documents

Product Drawings

AMP-LATCH 15.2 HIGH TAPE

English

CAD Files

Customer View Model

ENG_CVM_CVM_1-215919-4_E.2d_dxf.zip

English

3D PDF

3D

Customer View Model

ENG_CVM_CVM_1-215919-4_E.3d_igs.zip

English

Customer View Model

ENG_CVM_CVM_1-215919-4_E.3d_stp.zip

English



By downloading the CAD file I accept and agree to the [Terms and Conditions](#) of use.

Product Specifications

Application of AMP-LATCH, Ribbon Cable Connectors

English

Application Specification

English