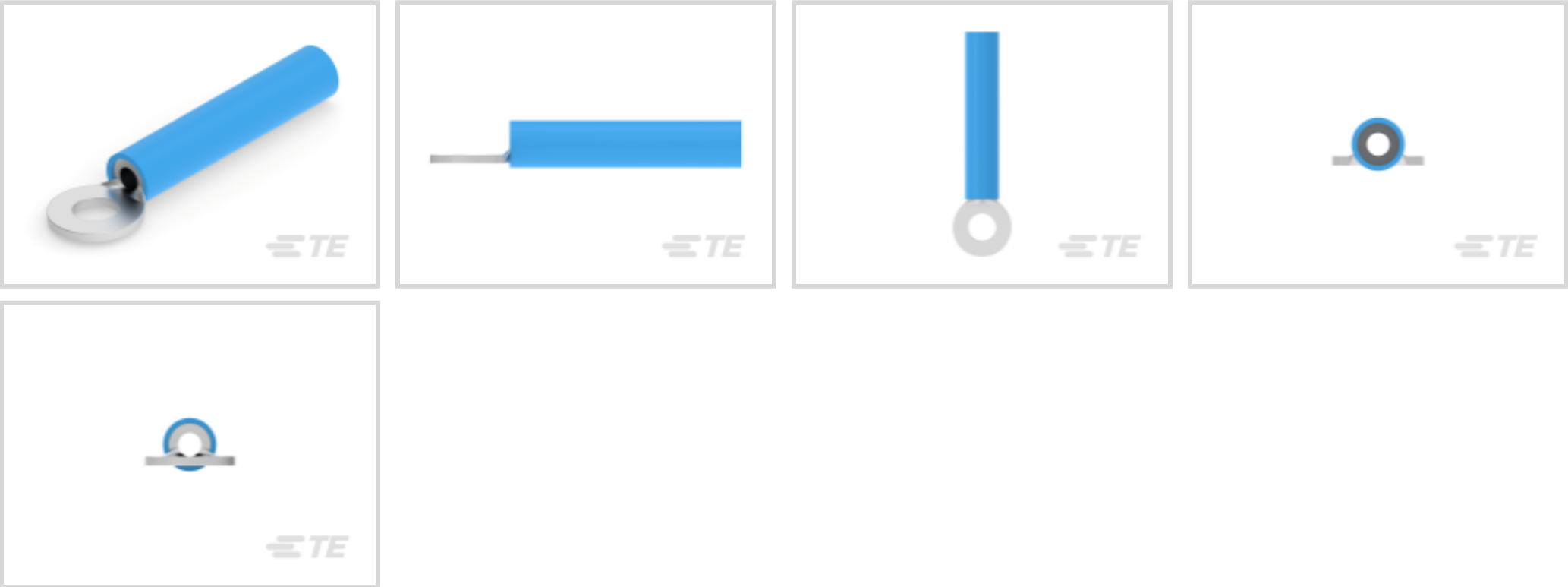




Terminals & Splices > Ring Terminals



Ring Terminal Product Type: Closed Ring Tongue Terminal

Wire Size: 2050 – 5180 CMA

Stud Size: #6, M3.5

Features

Product Type Features

Terminal Features	Heavy Duty
Ring Terminal Product Type	Closed Ring Tongue Terminal
Stud Size	#6, M3.5
Sealable	Yes
Wire Insulation Support Retention Type	Insulation Support

Configuration Features

Number of Holes	1
-----------------	---

Electrical Characteristics

Voltage Rating	1000 V, 600 V
----------------	---------------

Contact Features

Barrel Type	Closed
Terminal Orientation	Straight
Terminal Plating Material	Tin

Mechanical Attachment

Wire Insulation Support	With
-------------------------	------



Dimensions

Wire Size	2050 – 5180 CMA
Stud Diameter	3.51 mm[.138 in]
Tongue Thickness	.86 mm[.034 in]
Product Length	30.18 mm[1.186 in]
Compatible Insulation Diameter (Max)	4.32 mm[.17 in]
Compatible Insulation Diameter Range	4.32 mm[.17 in]

Usage Conditions

Insulation Option	Partially Insulated
Operating Temperature Range	0 – 125 °C[0 – 257 °F]

Operation/Application

Compatible With Wire Base Material	Copper
Compatible With Wire Plating Material	Tin

Industry Standards

Government Qualified Terminal	No
-------------------------------	----

Packaging Features

Packaging Quantity	1000
Packaging Method	Loose Piece

Product Compliance

For compliance documentation, visit the product page on [TE.com](#)>




EU RoHS Directive 2011/65/EU	Compliant
EU ELV Directive 2000/53/EC	Compliant
China RoHS 2 Directive MIIT Order No 32, 2016	No Restricted Materials Above Threshold
EU REACH Regulation (EC) No. 1907/2006	Current ECHA Candidate List: JAN 2025 (247) Candidate List Declared Against: JUNE 2022 (224) Does not contain REACH SVHC
Halogen Content	Low Halogen - Br, Cl, F, I < 900 ppm per homogenous material. Also BFR/CFR/PVC Free
Solder Process Capability	Not applicable for solder process capability

Product Compliance Disclaimer


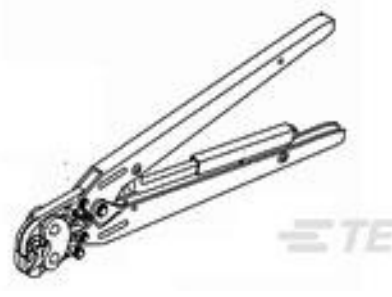


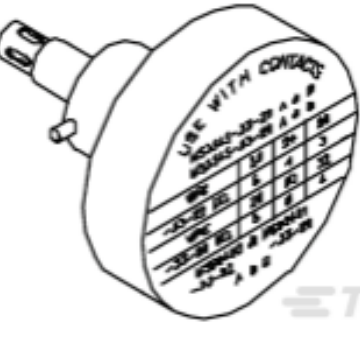





This information is provided based on reasonable inquiry of our suppliers and represents our current actual knowledge based on the information they provided. This information is subject to change. The part numbers that TE has identified as EU RoHS compliant have a maximum concentration of 0.1% by weight in homogenous materials for lead, hexavalent chromium, mercury, PBB, PBDE, DBP, BBP, DEHP, DIBP, and 0.01% for cadmium, or qualify for an exemption to these limits as defined in the Annexes of Directive 2011/65/EU (RoHS2). Finished electrical and electronic equipment products will be CE marked as required by Directive 2011/65/EU. Components may not be CE marked. Additionally, the part numbers that TE has identified as EU ELV compliant have a maximum concentration of 0.1% by weight in homogenous materials for lead, hexavalent chromium, and mercury, and 0.01% for cadmium, or qualify for an exemption to these limits as defined in the Annexes of Directive 2000/53/EC (ELV). Regarding the REACH Regulation, the information TE provides on SVHC in articles for this part number is based on the latest European Chemicals Agency (ECHA) ‘Guidance on requirements for substances in articles’ posted at this URL: <https://echa.europa.eu/guidance-documents/guidance-on-reach>

Compatible Parts

 <p>TE Part # 8-55850-2 16-14 PRE-INSUL SEALED TERM R</p>	 <p>TE Part # 55894-1 CRIMP.TOOL 16-8 (SEALED PROD.)</p>	 <p>TE Part # 55893-1 CRIMP.TOOL 22-10(SEALED PROD.)</p>
---	--	--

Customers Also Bought

 <p>TE Part #55856-1 12-10 PRE-INSUL SEALED TERM R</p>	 <p>TE Part #911776-1 DAHT 250 SRS POS LOCK REC 12-10 ASSY</p>	 <p>TE Part #1752680-4 HYP10 SOLIS FLAG 1/0AWG NEST</p>	 <p>TE Part #2150283-2 OCEAN_2.0_Applicator-E-080F130F-REA</p>
 <p>TE Part #2-2823582-1 POSITIONER M12 RAIL X-CODE SOCK COMPACT</p>	 <p>TE Part #55853-1 16-14 PRE-INSUL SEALED TERM R</p>	 <p>TE Part #55857-1 12-10 PRE-INSUL SEALED TERM R</p>	 <p>TE Part #6-104666-1 26 SYSTEM 50 HDR DRST SHRD SN</p>



Documents

Product Drawings

16-14 PRE-INSUL SEALED TERM R

English

CAD Files

Customer View Model

ENG\_CVM\_CVM\_55850-1\_F.2d\_dxf.zip

English

3D PDF

3D

Customer View Model

ENG\_CVM\_CVM\_55850-1\_F.3d\_igs.zip

English

Customer View Model

ENG\_CVM\_CVM\_55850-1\_F.3d\_stp.zip

English

By downloading the CAD file I accept and agree to the [Terms and Conditions](#) of use.

Instruction Sheets

Instruction Sheet (U.S.)

English