



Connectors > PCB Connectors > PCB Headers & Receptacles



PCB Connector Type: **PCB Mount Header**
PCB Mount Orientation: **Vertical**
Connector System: **Board-to-Board**
Number of Positions: **20**
Number of Rows: **2**

Features

Product Type Features

PCB Connector Type	PCB Mount Header
Connector System	Board-to-Board
Header Type	Fully Shrouded
Sealable	No
Connector & Contact Terminates To	Printed Circuit Board
Connector Product Type	Connector Assembly

Configuration Features

Connector Contact Load Condition	Fully Loaded
Board-to-Board Configuration	Parallel
PCB Mount Orientation	Vertical
Number of Positions	20
Number of Rows	2

Electrical Characteristics

Operating Voltage	30 VAC
Insulation Resistance	5000 MΩ
Dielectric Withstanding Voltage (Max)	500 VAC

Body Features

Connector Profile	Standard
-------------------	----------



Primary Product ColorBlack

Contact Features

Contact Underplating Material	Nickel
PCB Contact Termination Area Plating Material Finish	Matte
Contact Mating Area Plating Material Thickness	.76 µm[30 µin]
Mating Square Post Dimension	.38 mm[.015 in]
PCB Contact Termination Area Plating Material Thickness	3.81 – 6.35 µm[150 – 250 µin]
Contact Shape & Form	Rectangular
Contact Base Material	Copper Alloy
PCB Contact Termination Area Plating Material	Tin-Lead
Contact Mating Area Plating Material	Gold (Au)
Contact Type	Pin
Contact Current Rating (Max)	3.6 A

Termination Features

Termination Post & Tail Diameter	.38 mm[.015 in]
Termination Post & Tail Length	2.54 mm[.1 in]
Termination Method to PCB	Through Hole - Solder

Mechanical Attachment

Mating Alignment Type	Card Edge Slot
PCB Mount Retention	Without
PCB Mount Alignment	Without
Connector Mounting Type	Board Mount
Mating Alignment	With

Housing Features

Housing Material	LCP
Centerline (Pitch)	1.27 mm[.05 in]

Dimensions

Row-to-Row Spacing	2.54 mm[.1 in]
PCB Thickness (Recommended)	1.57 mm[.062 in]

Usage Conditions

Operating Temperature Range	-65 – 105 °C[-85 – 221 °F]
-----------------------------	----------------------------

Operation/Application

--	--



Solder Process Feature	Board Standoff
Circuit Application	Signal

Industry Standards

Compatible With Agency/Standards Products	CSA, UL
UL Rating	Recognized
Compatible With Approved Standards Products	CSA LR7189, UL E28476
UL Flammability Rating	UL 94V-0

Packaging Features

Packaging Quantity	31
Packaging Method	Box, Tube

Product Compliance

For compliance documentation, visit the product page on TE.com>

EU RoHS Directive 2011/65/EU	Not Compliant
EU ELV Directive 2000/53/EC	Compliant with Exemptions
China RoHS 2 Directive MIIT Order No 32, 2016	Restricted Materials Above Threshold
EU REACH Regulation (EC) No. 1907/2006	Current ECHA Candidate List: JAN 2025 (247) Candidate List Declared Against: JAN 2025 (247) SVHC > Threshold: Pb (13% in 4690971273) Article Safe Usage Statements: Do not eat, drink or smoke when using this product. Wash thoroughly after handling. Recycle if possible and dispose of the article by following all applicable governmental regulations relevant to your geographic location.
Halogen Content	Low Halogen - Br, Cl, F, I < 900 ppm per homogenous material. Also BFR/CFR/PVC Free
Solder Process Capability	Wave solder capable to 260°C

Product Compliance Disclaimer

This information is provided based on reasonable inquiry of our suppliers and represents our current actual knowledge based on the information they provided. This information is subject to change. The part numbers that TE has identified as EU RoHS compliant have a maximum concentration of 0.1% by weight in homogenous materials for lead, hexavalent chromium, mercury, PBB, PBDE, DBP, BBP, DEHP, DIBP, and 0.01% for cadmium, or qualify for an exemption to these limits as defined in the Annexes of Directive 2011/65/EU (RoHS2). Finished electrical and electronic equipment products will be CE marked as required by Directive 2011/65/EU. Components may not be CE marked. Additionally, the part numbers that TE has identified as EU ELV compliant have a maximum concentration of 0.1% by weight in homogenous materials for lead, hexavalent chromium, and mercury, and 0.01% for cadmium, or qualify for an exemption to these limits as defined in the Annexes of Directive 2000/53/EC (ELV). Regarding the REACH Regulation, the information TE provides on SVHC in articles for this part number is based on the latest European Chemicals Agency (ECHA) ‘Guidance on requirements for substances in articles’ posted at this URL: <https://echa.europa.eu/guidance-documents/guidance-on-reach>



Compatible Parts



TE Part # 103911-2
20 SYSTEM 50 RCPT ASSY DRRA

Also in the Series | AMPMODU System 50



Board-to-Board Headers & Receptacles(685)



PCB Headers & Receptacles(685)




Rectangular Power Connectors(47)

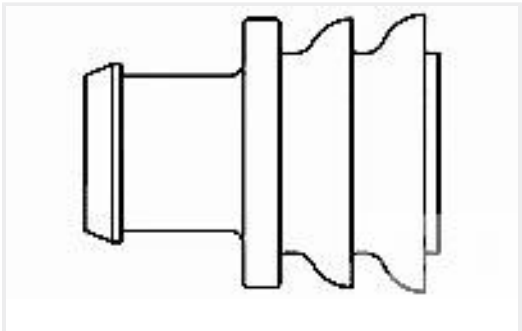


Wire-to-Board Headers & Receptacles (47)


Customers Also Bought




TE Part #CAT-AM71-CH8172
AMP SUPERSEAL 1.5MM, CONNECTOR HOUSING




TE Part #281934-2
SINGLE WIRE SEAL




TE Part #CAT-D48-ST273
DEUTSCH Solid Contacts




TE Part #206070-8
CABLE CLAMP KIT #17



TE Part #DT04-2P
REC, 2P, GRY, N



TE Part #DT06-2S
PLG, 2P, GRY, N



TE Part #CAT-D487-W416
Wedgelocks: DEUTSCH DT

Documents

Product Drawings
20 SYS50 HDR DRST SHRD W/SLOT
English



CAD Files

3D PDF

3D

Customer View Model

ENG_CVM_CVM_104076-1_U.2d_dxf.zip

English

Customer View Model

ENG_CVM_CVM_104076-1_U.3d_igs.zip

English

Customer View Model

ENG_CVM_CVM_104076-1_U.3d_stp.zip

English

By downloading the CAD file I accept and agree to the [Terms and Conditions](#) of use.

Product Specifications

Application Specification

English