



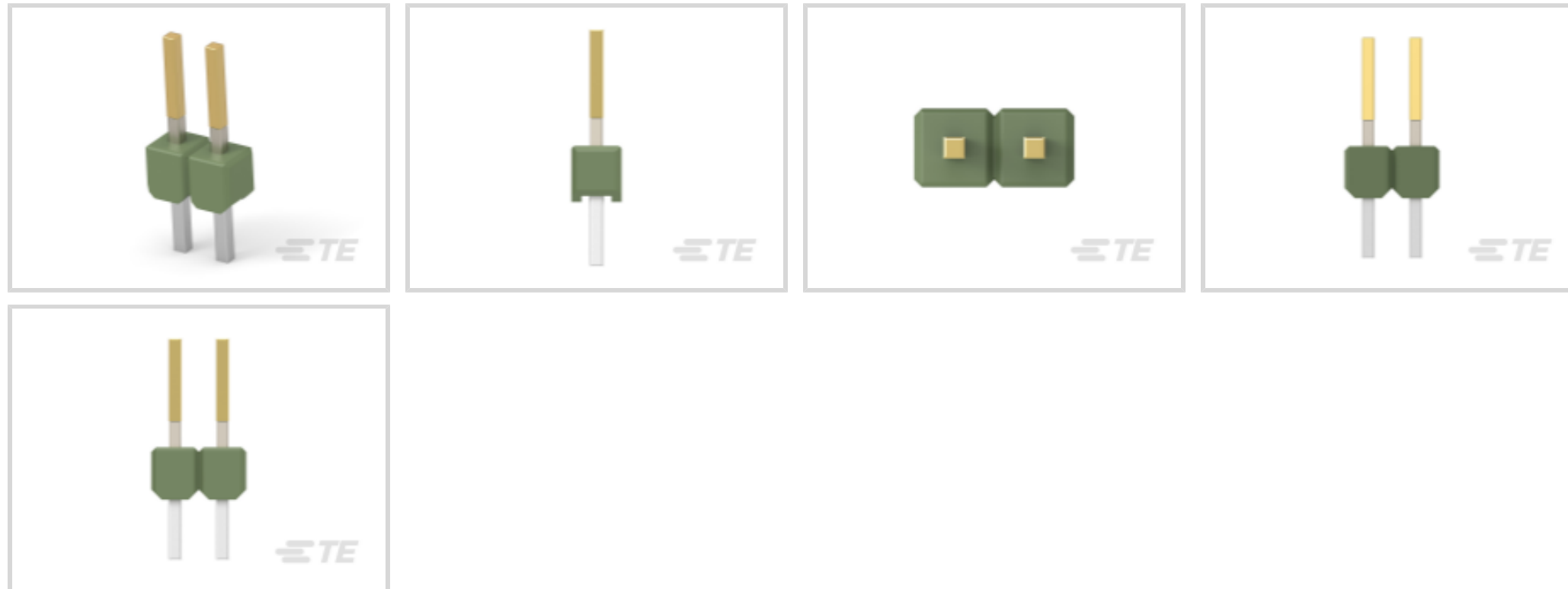
AMPMODU | AMPMODU Headers

TE Internal #: 826646-2

PCB Mount Header, Vertical, Board-to-Board, 2 Position, 2.54 mm [.1 in] Centerline, Breakaway, Gold (Au) / Gold Flash, AMPMODU Headers

[View on TE.com >](#)

Connectors > PCB Connectors > PCB Headers & Receptacles



PCB Connector Type: **PCB Mount Header**

Connector System: **Board-to-Board**

Number of Positions: **2**

Number of Rows: **1**

Centerline (Pitch): **2.54 mm [.1 in]**

Features

Product Type Features

PCB Connector Type	PCB Mount Header
Connector System	Board-to-Board
Header Type	Breakaway
Sealable	No
Connector & Contact Terminates To	Printed Circuit Board
Connector Product Type	Connector Assembly

Configuration Features

Connector Contact Load Condition	Fully Loaded
Number of Positions	2
Number of Rows	1
PCB Mount Orientation	Vertical
Board-to-Board Configuration	Parallel

Electrical Characteristics

Insulation Resistance	5000 MΩ
-----------------------	---------



Dielectric Withstanding Voltage (Max)	750 Vrms
---------------------------------------	----------

Body Features

Primary Product Color	Green
-----------------------	-------

Contact Features

Contact Underplating Material	Nickel
-------------------------------	--------

Mating Square Post Dimension	.63 mm[.025 in]
------------------------------	-----------------

PCB Contact Termination Area Plating Material Thickness	3 μ m
---	-----------

Contact Shape & Form	Square
----------------------	--------

Contact Base Material	Phosphor Bronze
-----------------------	-----------------

PCB Contact Termination Area Plating Material	Tin
---	-----

Contact Mating Area Plating Material Thickness	.8 μ m[31.5 μ in]
--	---------------------------

Contact Mating Area Plating Material	Gold (Au), Gold Flash
--------------------------------------	-----------------------

Contact Type	Pin
--------------	-----

Contact Current Rating (Max)	5 A
------------------------------	-----

Termination Features

Termination Post & Tail Length	3.2 mm[.126 in]
--------------------------------	-----------------

Square Termination Post & Tail Dimension	.63 mm[.025 in]
--	-----------------

Termination Method to PCB	Through Hole - Solder
---------------------------	-----------------------

Mechanical Attachment

Connector Mounting Type	Board Mount
-------------------------	-------------

Mating Alignment	Without
------------------	---------

PCB Mount Alignment	Without
---------------------	---------

PCB Mount Retention	Without
---------------------	---------

Housing Features

Centerline (Pitch)	2.54 mm[.1 in]
--------------------	----------------

Housing Material	PBT
------------------	-----

Dimensions

PCB Thickness (Recommended)	1.57 mm[.062 in]
-----------------------------	------------------

Usage Conditions

Housing Temperature Rating	Standard
----------------------------	----------

Operating Temperature Range	-65 – 105 °C[-85 – 221 °F]
-----------------------------	----------------------------

Operation/Application



Circuit Application

Signal

Industry Standards

UL Flammability Rating

UL 94V-0

Packaging Features

Packaging Quantity

3000

Packaging Method

Carton

Product Compliance

[For compliance documentation, visit the product page on TE.com>](#)

EU RoHS Directive 2011/65/EU

Compliant

EU ELV Directive 2000/53/EC

Compliant

China RoHS 2 Directive MIIT Order No 32, 2016

No Restricted Materials Above Threshold

EU REACH Regulation (EC) No. 1907/2006

Current ECHA Candidate List: JAN 2025 (247)
 Candidate List Declared Against: JAN 2025 (247)
 Does not contain REACH SVHC

Halogen Content

Not Low Halogen - contains Br or Cl > 900 ppm.

Solder Process Capability

Wave solder capable to 265°C

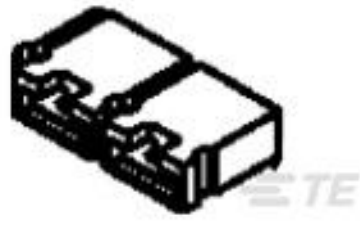
Product Compliance Disclaimer

This information is provided based on reasonable inquiry of our suppliers and represents our current actual knowledge based on the information they provided. This information is subject to change. The part numbers that TE has identified as EU RoHS compliant have a maximum concentration of 0.1% by weight in homogenous materials for lead, hexavalent chromium, mercury, PBB, PBDE, DBP, BBP, DEHP, DIBP, and 0.01% for cadmium, or qualify for an exemption to these limits as defined in the Annexes of Directive 2011/65/EU (RoHS2). Finished electrical and electronic equipment products will be CE marked as required by Directive 2011/65/EU. Components may not be CE marked. Additionally, the part numbers that TE has identified as EU ELV compliant have a maximum concentration of 0.1% by weight in homogenous materials for lead, hexavalent chromium, and mercury, and 0.01% for cadmium, or qualify for an exemption to these limits as defined in the Annexes of Directive 2000/53/EC (ELV). Regarding the REACH Regulation, the information TE provides on SVHC in articles for this part number is based on the latest European Chemicals Agency (ECHA) 'Guidance on requirements for substances in articles' posted at this URL: <https://echa.europa.eu/guidance-documents/guidance-on-reach>

Compatible Parts




TE Part # 215299-2
2P HV100 REC CON. TE, 8.5MM



TE Part # 827914-1
2P SHUNTSTECKER




TE Part # 142270-1
CONNECTOR SHUNT 2 P



TE Part # 215297-2
2P HV100 REC CON. TE, 7.0MM




TE Part # 216602-2
2P HV190 FEDERLEIS



TE Part # 925366-2
MOD 4 REC.HSG 1X02P

Also in the Series | **AMPMODU Headers**



Automotive Headers(3)



Automotive Signal & Power Headers(3)



Connector Hardware(1)



PCB Headers & Receptacles(1263)



Rectangular Power Connectors(25)



Wire-to-Board Headers & Receptacles (91)

Customers Also Bought



TE Part #374585-E
STVC 96 M ABC VVV 4-00 0606 ** 247 E007



TE Part #86448-1
MOD I RECP STMPD



TE Part #1-111196-2
060 RCPT SYSTEM 50 30 DPLX



TE Part #174552-1
4P C-MNL PIN HDR R/A



TE Part #826646-5
5P AMPMODU II STIFT LEI



TE Part #2-1445055-3
MICRO MNL HDR ASSY S/ROW LF



TE Part #2-1445087-4
MICRO MNL HDR ASSY S/ROW AU LF



TE Part #4-2176215-6
CPF A 0402 82K 0.1% 25PPM 1K RL



TE Part #1-2176246-1
CRGS2512 5% 6R8



TE Part #6609028-6
3VK3=F7136 S0

Documents

CAD Files

3D PDF

3D

Customer View Model

[ENG_CVM_CVM_826646-2_P.2d_dxf.zip](#)

English

Customer View Model

[ENG_CVM_CVM_826646-2_P.3d_igs.zip](#)

English

Customer View Model

[ENG_CVM_CVM_826646-2_P.3d_stp.zip](#)

English

By downloading the CAD file I accept and agree to the [Terms and Conditions](#) of use.

Agency Approvals

UL Report

English