



### Main

Range of product	Telemecanique Safety switches XCS
Product or component type	Safety switch
Component name	XCSLE
Design	Slim
Material	Plastic
Head type	Key operated turret head
Contacts type and composition	1 NC + 1 NO
Contact operation	Slow-break, break before make
Solenoid contacts type and composition	1 NC + 1 NO (slow-break, break before make)
Cable entry	3 entries tapped for M20 x 1.5
Electromagnet interlocking	Locking on de-energisation and unlocking on energisation of solenoid
[Us] rated supply voltage	24 V - 15...10 %
Cable outer diameter	7...13 Mm
Electrical connection	Spring terminal, clamping capacity: 1 x 1.5 mm <sup>2</sup> flexible or solid cable Spring terminal, clamping capacity: 2 x 0.5 mm <sup>2</sup> flexible cables with 13 mm bare- d ends
Number of poles	2
Locking options description	With interlocking, locking by solenoid
Local signalling	1 LED (orange) for actuator withdrawn 1 LED (green) for actuator inserted and locked
Signalling circuit voltage	24 V

### Complementary

Insulation	Double insulated
Positive opening	With NC contact
Supply voltage type	AC/DC
Supply frequency	50/60 Hz
Load factor	1
Signalling circuit type	AC/DC
Mechanical durability	1000000 Cycles
Minimum actuation speed	0.01 M/S
Maximum actuation speed	0.5 M/S
[Ie] rated operational current	0.55 A at 24 V, DC-13, R300 conforming to EN/IEC 60947-5-1 0.75 A at 240 V, AC-15, R300 conforming to EN/IEC 60947-5-1
[Ithe] conventional enclosed thermal current	4 A
Maximum load current	<= 15 A

[Ui] rated insulation voltage	300 V conforming to UL 508 300 V conforming to CSA C22.2 No 14 250 V (pollution degree 3) conforming to EN/IEC 60947-1
[Uimp] rated impulse withstand voltage	EN/IEC 60947-5-1 4 kV
Minimum switching current	10 MA at 20 °C
Minimum switching voltage	17 V
Short-circuit protection	4 A cartridge fuse type gG (gl) 6 A type fast blow
Maximum actuator forcible withdrawal rtc	1400 N
Minimum actuator force for extraction	20 N
Resistance to mechanical impact	1.2 J against the partition 4.9 J without partition
Maximum operating rate	10 Cyc/Mn for maximum durability
Safety level	Can reach category 4 with the appropriate monitoring system and correctly wired-conforming to EN/ISO 13849-1 Can reach PL = e with the appropriate monitoring system and correctly wired-conforming to EN/ISO 13849-1 Can reach SIL 3 conforming to EN/IEC 61508
Safety reliability data	B10d = 5500000 value given for a life time of 20 years limited by mechanical or-contact wear
Body material	PA (polyamide)
Head material	PA (polyamide)
Depth	51 Mm
Height	205 Mm
Width	44 Mm
Net weight	0.53 Kg




## Environment

Standards	EN/IEC 60204-1 CSA C22.2 No 14 EN/IEC 62061 UL 508 EN/ISO 13849-1 EN/IEC 60947-5-1 EN 1088/ISO 14119
Product certifications	TÜV UL CSA
Protective treatment	TC
Ambient air temperature for operation	-25...60 °C
Ambient air temperature for storage	-40...70 °C
Vibration resistance	5 gn (f= 10...500 Hz) conforming to IEC 60068-2-6
Shock resistance	10 gn for 11 ms conforming to IEC 60068-2-27
Electrical shock protection class	Class II conforming to EN/IEC 61140
IP degree of protection	IP66 conforming to EN/IEC 60529 and EN/IEC 60947-5-1 IP67

## Packing Units

Package 1 Weight	0.639 Kg
Package 1 Height	0.570 Dm
Package 1 width	0.750 Dm
Package 1 Length	2.300 Dm

## Offer Sustainability

Sustainable offer status	Green Premium product
REACH Regulation	 <a href="#">REACH Declaration</a>
EU RoHS Directive	Pro-active compliance (Product out of EU RoHS legal scope)  <a href="#">EU RoHS Declaration</a>
Mercury free	Yes
RoHS exemption information	 Yes

---

Environmental Disclosure	<a href="#">Product Environmental Profile</a>
Circularity Profile	<a href="#">End Of Life Information</a>

---

### Contractual warranty

---

Warranty	18 months
----------	-----------

---

Product Life Status : <b>Commercialised</b>
---