

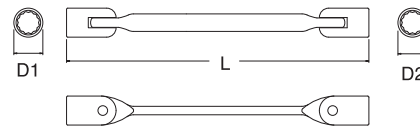




FLEX HEAD (METRIC)

PART NO.	SIZE MM	L MM	D1 MM	D2 MM			G.W. (kg)
47501	8x9	182.0	12.5	13.5	6	90	3.1
47502	10x11	202.0	16.0	16.0	6	90	3.9
47503	12x13	221.0	19.0	19.0	6	90	5.2
47504	14x15	239.0	19.5	21.5	6	90	6.7
47505	16x17	255.0	24.0	24.0	6	90	8.7
47506	18x19	269.0	26.0	26.0	6	90	10.5





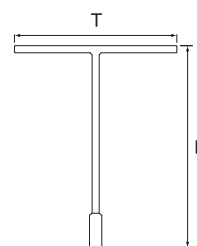
FLEX-SOCKET (METRIC)

PART NO.	SIZE MM	L MM	D1 MM	D2 MM			G.W. (kg)
47601	10	180.0	16.0	20.9	12	180	5.1
47602	12	195.0	19.0	25.1	12	180	6.4
47603	13	210.0	19.0	27.1	12	180	7.7
47604	14	230.0	19.5	29.3	12	180	9.1
47605	17	235.0	24.0	35.5	6	90	6.9
47606	19	255.0	26.0	39.7	6	90	8.4





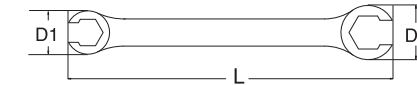
T-HANDLE 6PT. SOCKET (METRIC)

PART NO.	SIZE MM	L MM	T MM			G.W. (kg)
47701	8	314.0	200	6	36	8.0
47702	9	314.0	200	6	36	8.0
47703	10	314.0	200	6	36	8.5
47704	11	314.0	200	6	36	8.0
47705	12	314.0	200	6	36	8.0
47706	13	314.0	200	6	36	11.0
47707	14	314.0	200	6	36	11.5
47710	17	314.0	200	6	12	8.0
47712	19	314.0	200	6	12	8.0





FLARE NUT (METRIC)


PART NO.	SIZE MM	L MM	D1 MM	D2 MM			G.W. (kg)
48200	8x10	140.0	17.3	21.0	6	36	3.3
48201	9x11	152.0	19.4	22.1	6	36	3.6
48202	13x14	178.7	24.9	26.1	6	36	5.0
48203	16x17	193.4	29.0	32.0	6	36	7.3



ANSI B107.6



FLARE NUT (S.A.E.)

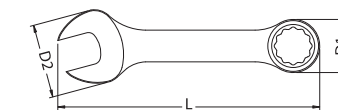
PART NO.	SIZE INCH	L MM	D1 MM	D2 MM			G.W. (kg)
48301	3/8" X 7/16"	152.0	21.0	22.1	6	36	3.6
48302	1/2" X 9/16"	178.7	24.9	26.1	6	36	5.6
48303	5/8" X 11/16"	193.4	29.0	32.0	6	36	7.3



ANSI B107.6

STUBBY (METRIC)



PART NO.	SIZE MM	L MM	D1 MM	D2 MM			G.W. (kg)
49201	10	94.0	15.3	20.9	6	192	10.2
49202	11	102.0	17.7	23.0	6	192	10.1
49203	12	105.0	18.9	25.1	6	192	11.5
49204	13	107.0	20.2	27.2	6	72	5.0
49205	14	114.0	21.6	29.3	6	72	6.1
49208	17	126.0	26.8	35.5	6	72	8.7
49210	19	138.0	28.5	39.7	4	72	12.2



ANSI B107.9M

DIN 3113

PIPE WRENCH

PART NO.	SIZE INCH	L MM			G.W. (kg)
70812	8"	190.0	6	72	30.4
70813	10"	240.8	6	36	30.6
70814	12"	270.0	6	24	27.1
70815	14"	320.0	6	24	34.9
70816	18"	410.0	2	12	30.2
70817	24"	550.0	0	6	25.9
70818	36"	810.0	0	4	33.7
70819	48"	1050.5	0	2	29.4



Federal. GGG-W-651D