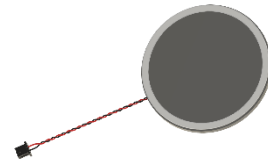




# PUIaudio



Data Sheet

AS04008MR-2-LWC80

The AS04008MR-2-LWC80 is designed for applications such as hand-held devices, portable devices, and devices that value compact design.

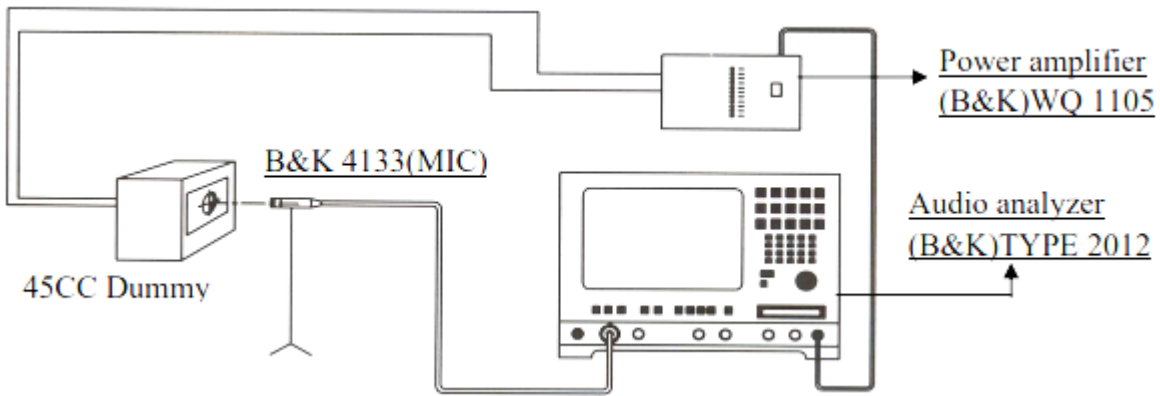
Features:

- 92dB SPL: PDRIVE = 0.1W, distance = 0.1m
- 2.0W continuous dissipation
- 400Hz free-air resonance
- 40mm diameter x 5.0mm dimensions
- Lead Wire Connector assembly for easy implementation

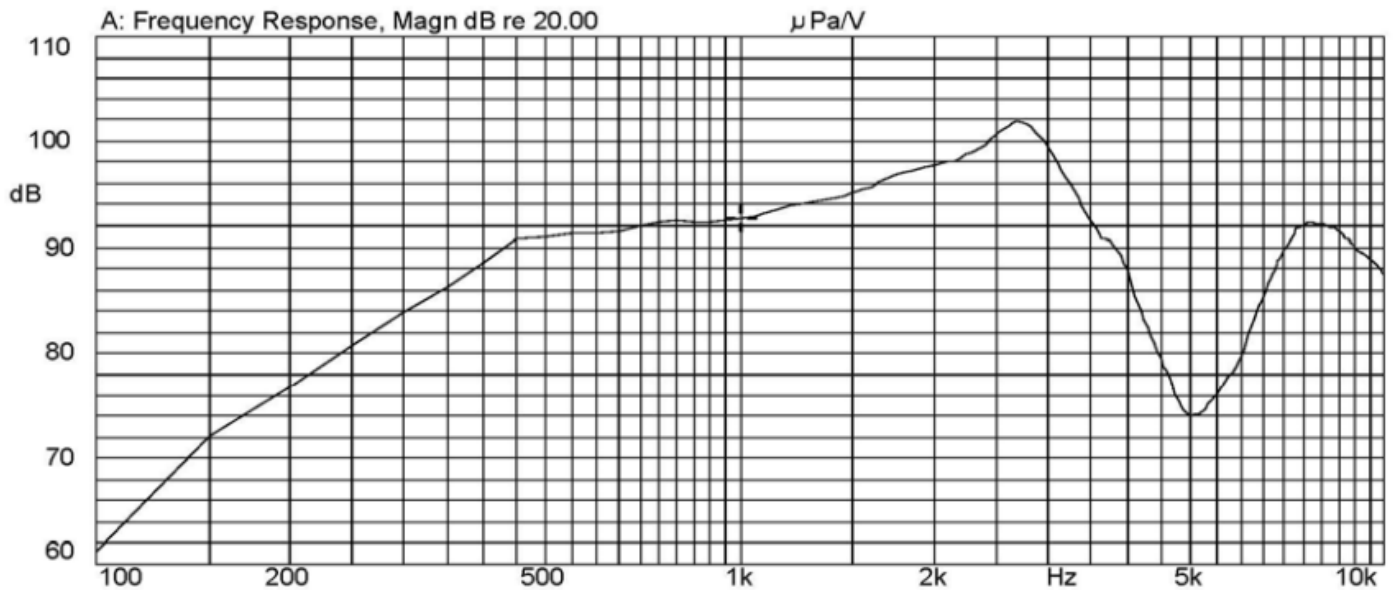
## Specifications

Parameters	Values	Units
Rated Input Power	2	Watts
Max Input Power	3	Watts
Impedance	8	Ohms
Output SPL (AT 0.8K, 1K, 1.2K, 1.5K Hz; 0.1W, 0.1m)	92 ± 3	dB
Resonant Frequency (at 1V)	400 ± 20%	Hz
Frequency Range (based on -10 dB limits on frequency response graph)	400 ~ 10KHz	Hz
THD (at 1KHz, 0.1W)	< 5%	
Magnet Material	NdFeB	-
Diaphragm Material	PE	-
Weight	10.7	Grams
Buzz, Rattle, etc.	Not be audible at 4.0 V sine wave, 400 ~ 10 KHz	-
Environmental Compliances	ROHS/REACH	-
Polarity	When a positive D.C current is applied to the voice coil terminal marked (+), the diaphragm shall move forward	-
Storage Temperature	-20°C ~ +70°C	°C
Operating Temperature	-20°C ~ +60°C	°C

## Measurement Method (0.1m, 0.1W)



## Typical Frequency Response (0.1m, 0.1W)



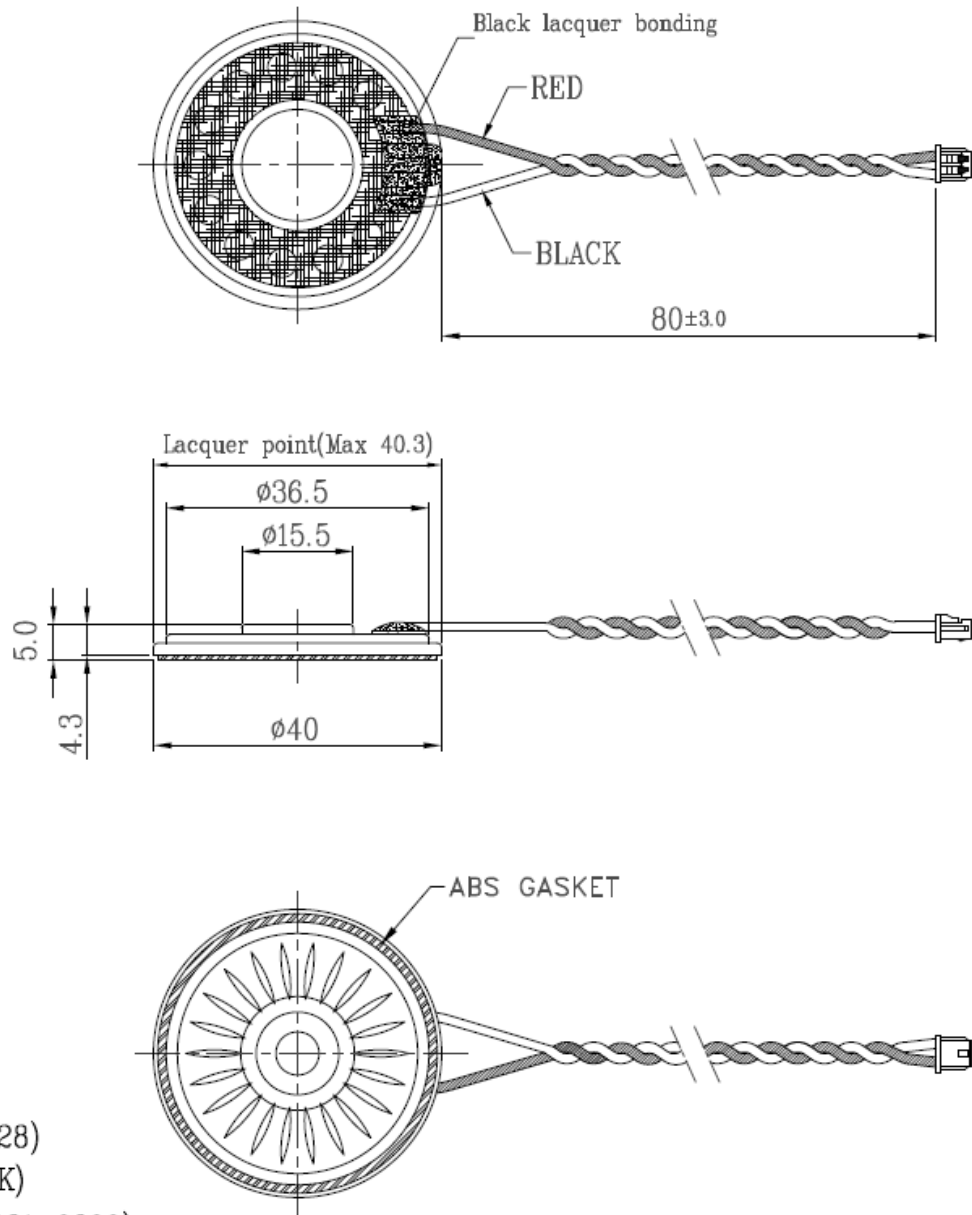
## Reliability Testing

Type of Test	Test Specifications
	96 hours at 60°C, then 6 hours at room

High Temperature Test	temperature
Low Temperature Test	96 hours at -20°C, then 6 hours at room temperature
Humidity Test	96 hours at +40°C with 90% of RH
Drop Test	Drop from a height of 1m onto concrete surface.
Load Test	White noise at 2 W. / (4.0V) for 96 hours.

**After tests, SPL shall not deviate within  $\pm 3$ dB from pre-test measurements.**

## Dimensions



NOTE

- 1. WIRE: (UL1571/AWG28)
- 2. COLOR: (RED/BLACK)
- 3. CONNECTOR: (H: 51021-0200)

## Packaging

- 1 tray 40 pcs
- 1 box 20~25 trays
- 1 box 800~1,000pcs

### Specifications Revisions

Revision	Description	Date	Approved
A	Released from Engineering	11/4/2025	JD

Note:

1. Unless otherwise specified:
  - A. All dimensions are in millimeters.
  - B. Default tolerances are  $\pm 0.5\text{mm}$  and angles are  $\pm 3^\circ$ .
2. Specifications subject to change or withdrawal without notice.