

TOSHIBA InGaAlP LED

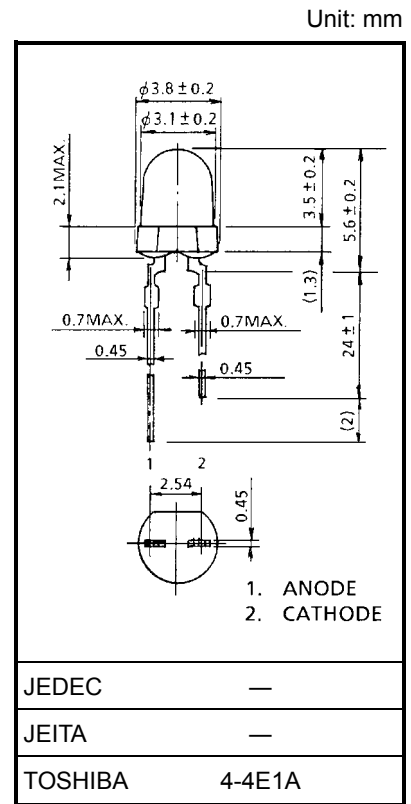
TLGU53T, TLGU53C, TLGU53D, TLPGU53T, TLPGU53C, TLPGU53D

Panel Circuit Indicator

- 3 mm package (T1-3/4)
- InGaAlP technology
- All plastic mold type
 - TLGU53T, TLPGU53T : Transparent lens
 - TLGU53C, TLPGU53C : Colored, transparent lens
 - TLGU53D, TLPGU53D : Colored, diffused lens
- Colors: green, pure green
- High intensity light emission
- Excellent low current light output
- Fast response time, capable of pulse operation
- Applications: message signbord, safety equipment, indicator

Line-up

Product Name	Color	Material
TLGU53T	Green	InGaAlP
TLGU53C	Green	
TLGU53D	Green	
TLPGU53T	Pure green	
TLPGU53C	Pure green	
TLPGU53D	Pure green	



Weight: 0.14 g

Maximum Ratings (Ta = 25°C)

Product Name	Forward Current I _F (mA)	Reverse Voltage V _R (V)	Power Dissipation P _D (mW)	Operating Temperature T _{opr} (°C)	Storage Temperature T _{stg} (°C)
TLGU53T	30	4	72	-40~100	-40~120
TLGU53C	30	4	72		
TLGU53D	30	4	72		
TLPGU53T	30	4	72		
TLPGU53C	30	4	72		
TLPGU53D	30	4	72		

Electrical and Optical Characteristics (Ta = 25°C)

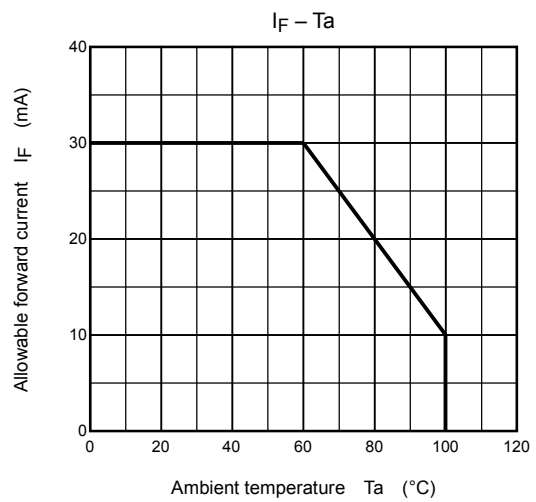
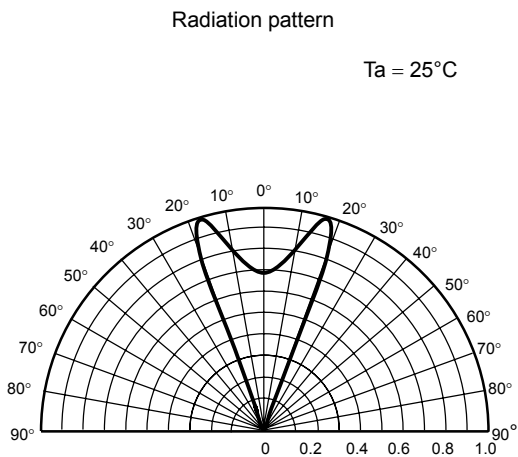
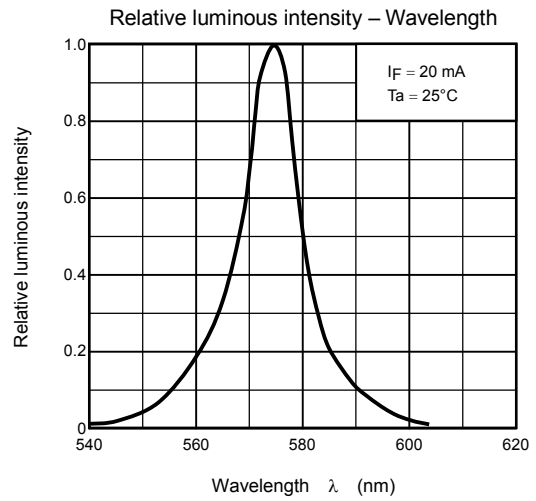
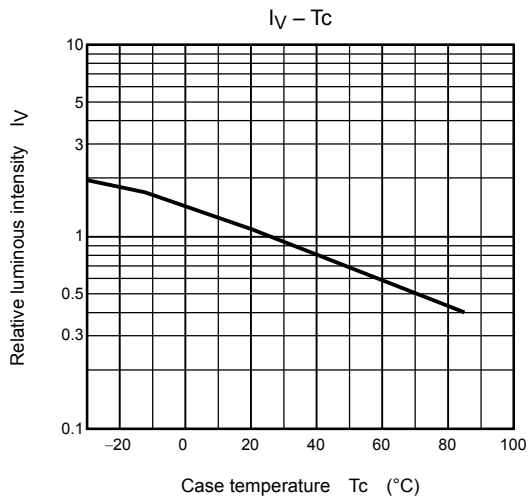
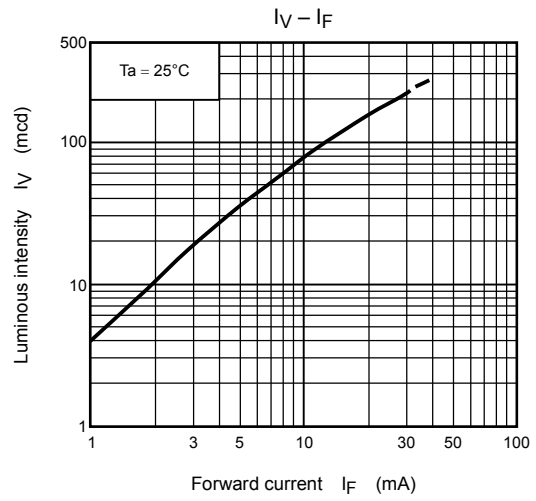
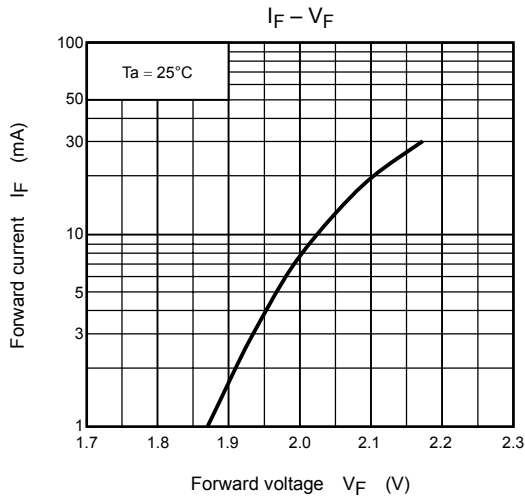
Product Name	Typ. Emission Wavelength				Luminous Intensity I _V			Forward Voltage V _F			Reverse Current I _R	
	λ _d	λ _p	Δλ	I _F	Min	Typ.	I _F	Typ.	Max	I _F	Max	V _R
TLGU53T	571	(574)	17	20	47.6	170	20	2.1	2.4	20	50	4
TLGU53C	571	(574)	17	20	47.6	150	20	2.1	2.4	20	50	4
TLGU53D	571	(574)	17	20	27.2	80	20	2.1	2.4	20	50	4
TLPGU53T	558	(562)	14	20	27.2	80	20	2.1	2.4	20	50	4
TLPGU53C	558	(562)	14	20	27.2	70	20	2.1	2.4	20	50	4
TLPGU53D	558	(562)	14	20	15.3	40	20	2.1	2.4	20	50	4
Unit	nm			mA	mcd		mA	V		mA	μA	V

Precautions

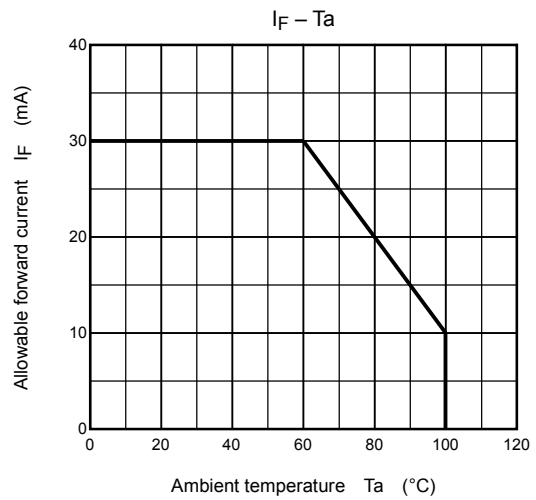
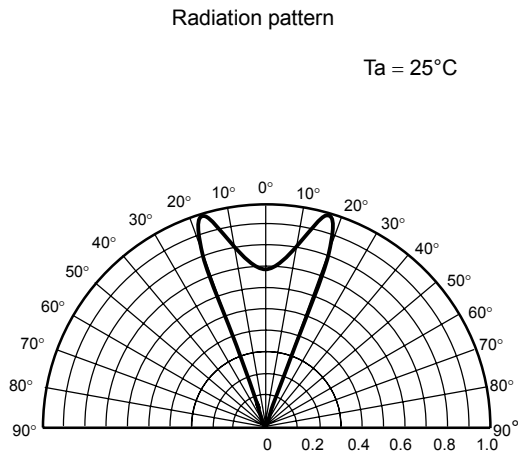
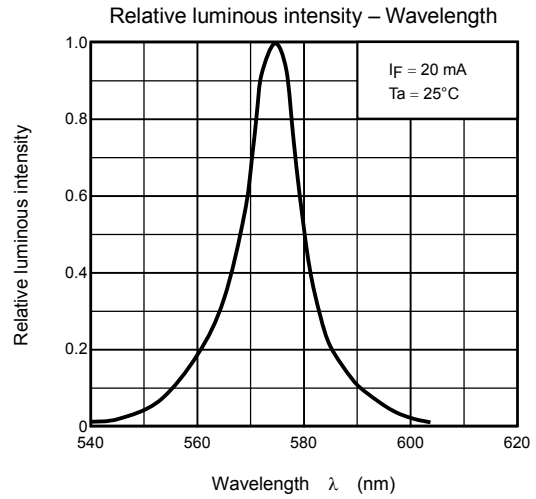
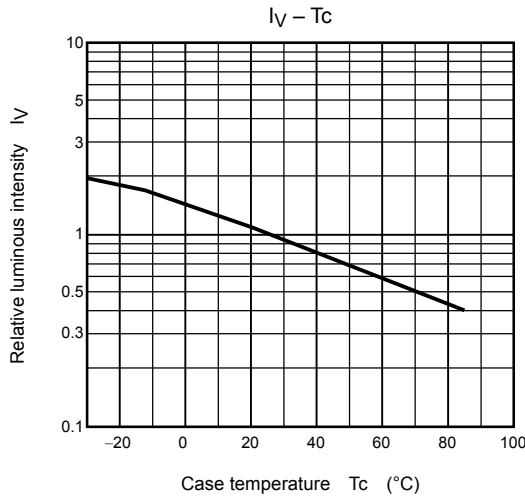
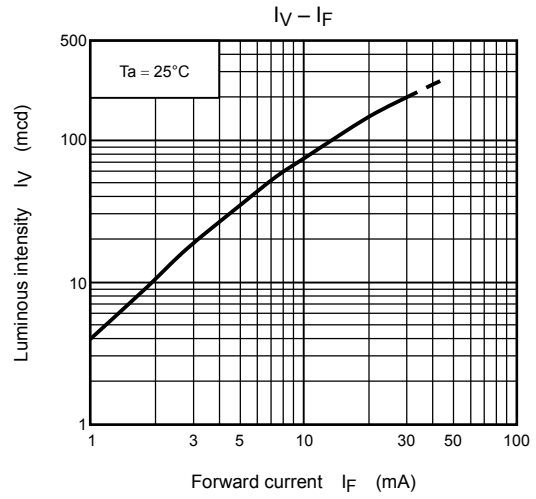
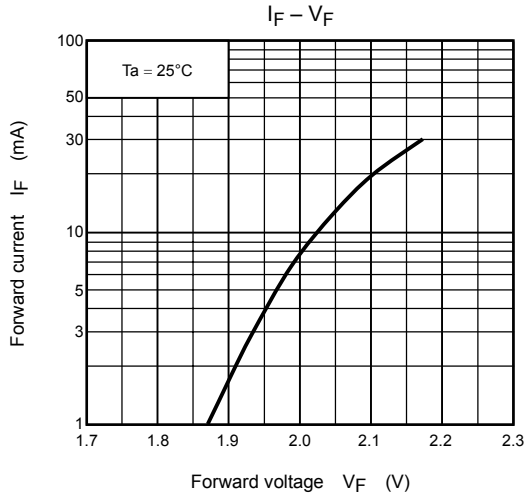
Please be careful of the following:

- Soldering temperature: 260°C max, soldering time: 3 s max
(soldering portion of lead: up to 2 mm from the body of the device)
- If the lead is formed, the lead should be formed up to 5 mm from the body of the device without forming stress to the resin. Soldering should be performed after lead forming.
- This visible LED lamp also emits some IR light.
If a photodetector is located near the LED lamp, please ensure that it will not be affected by this IR light.

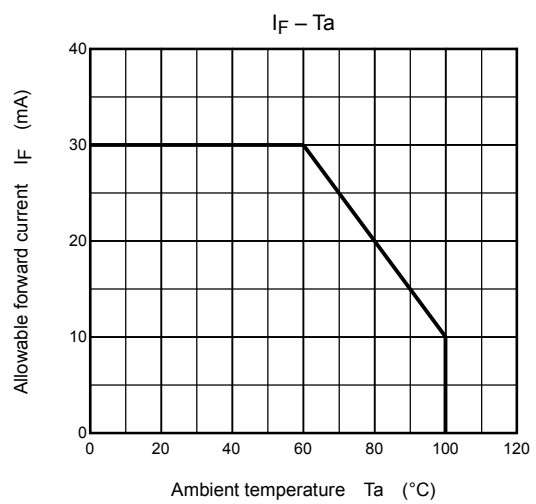
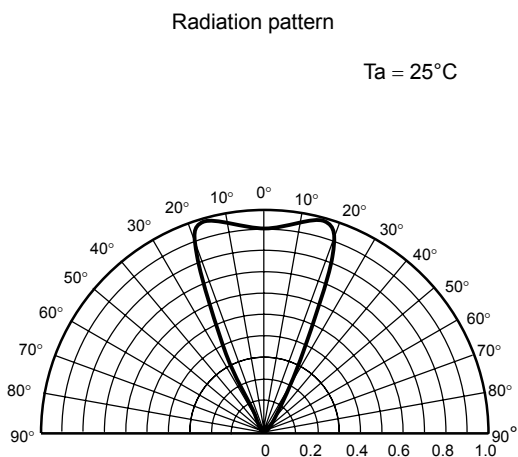
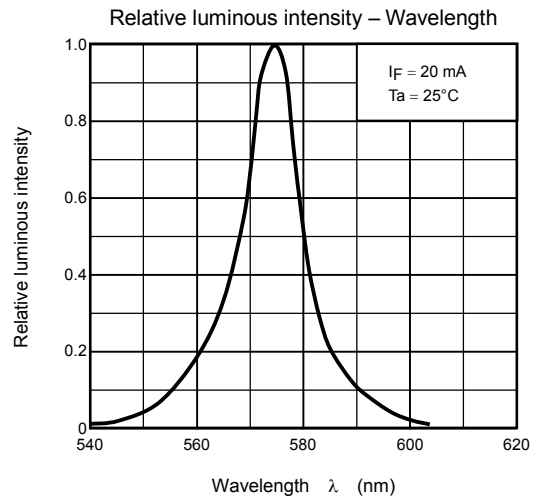
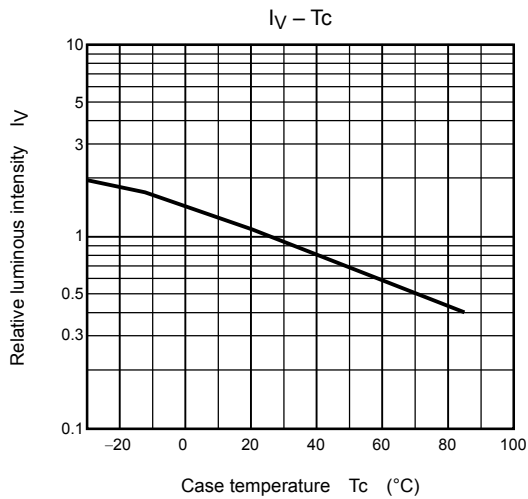
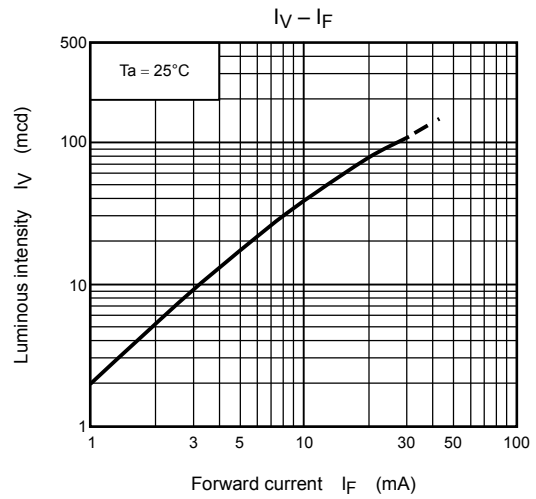
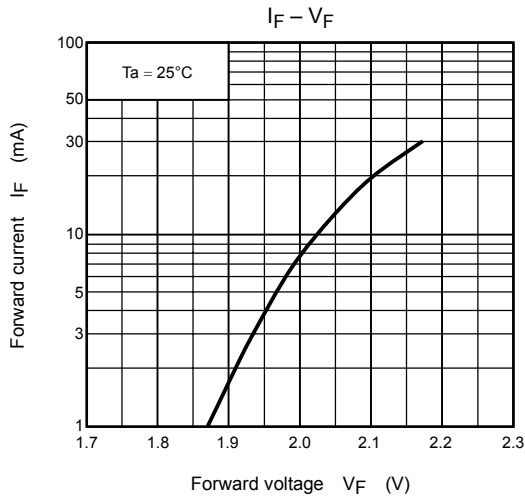
TLGU53T



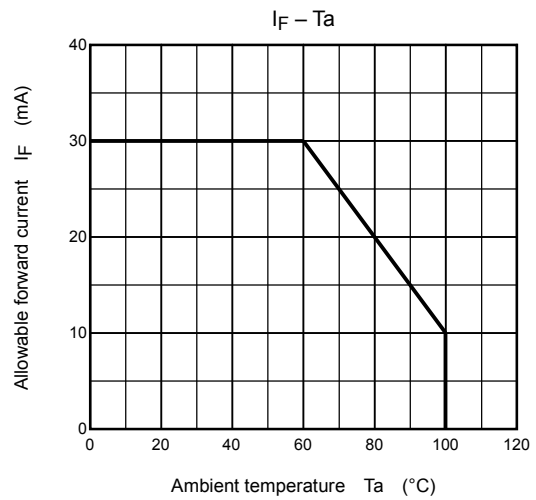
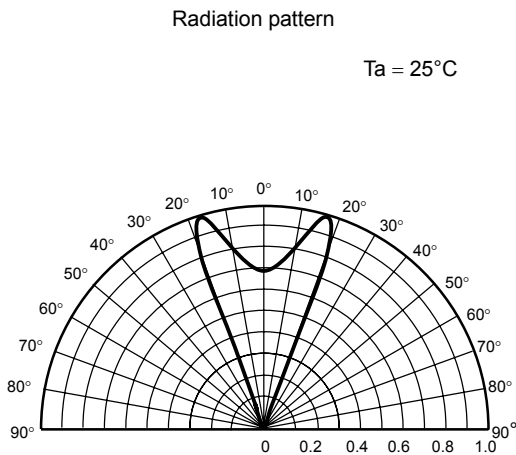
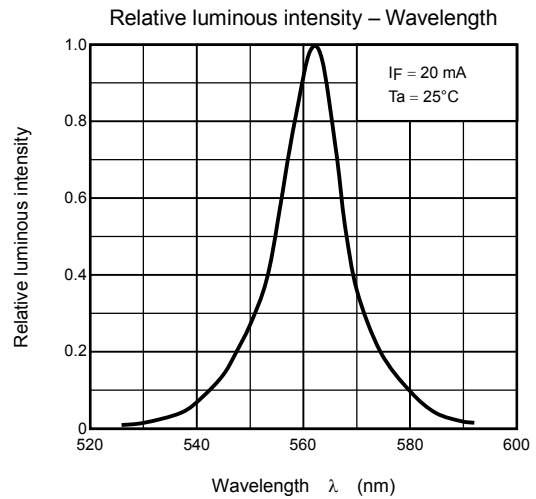
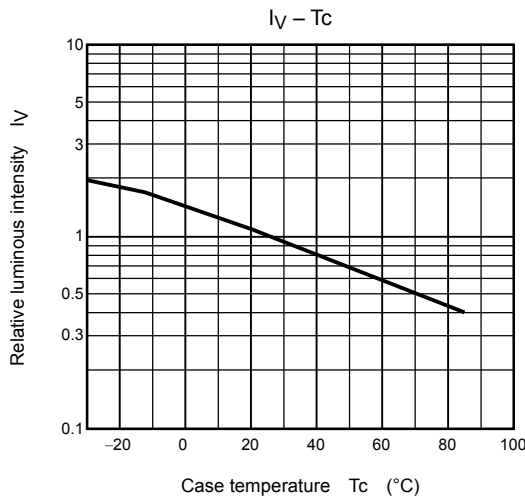
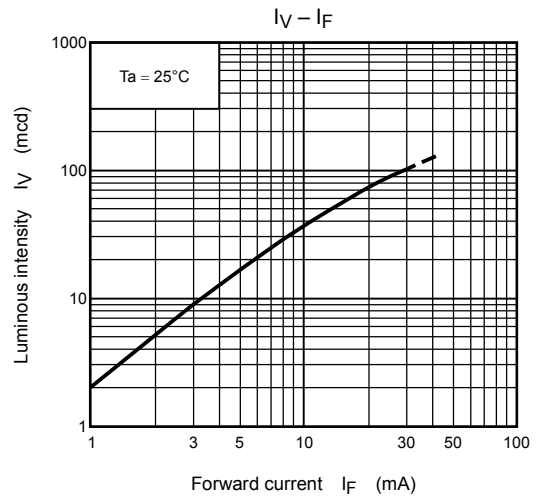
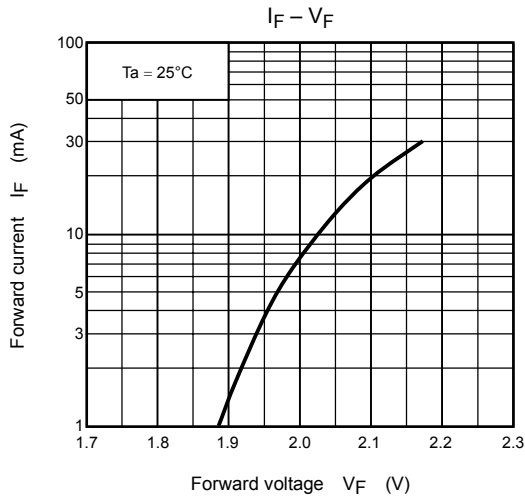
TLGU53C



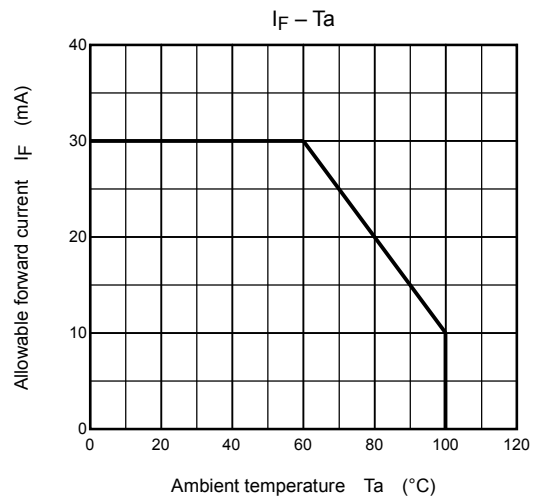
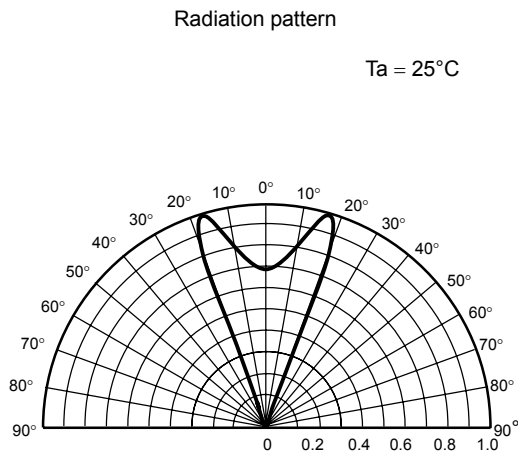
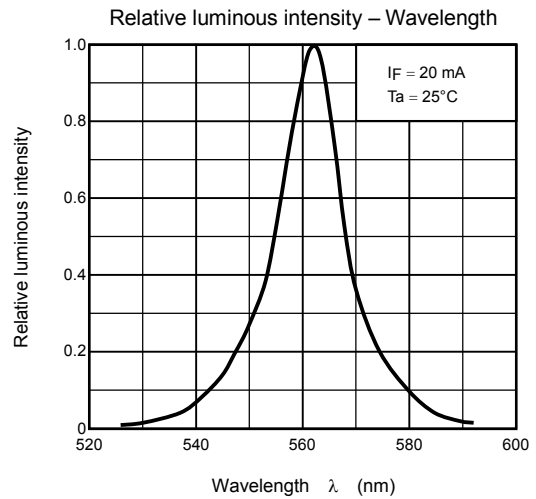
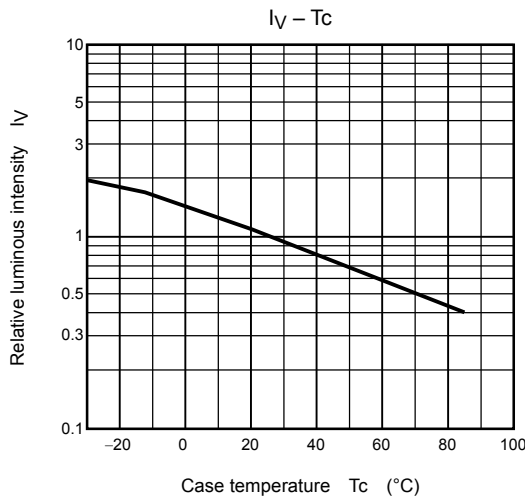
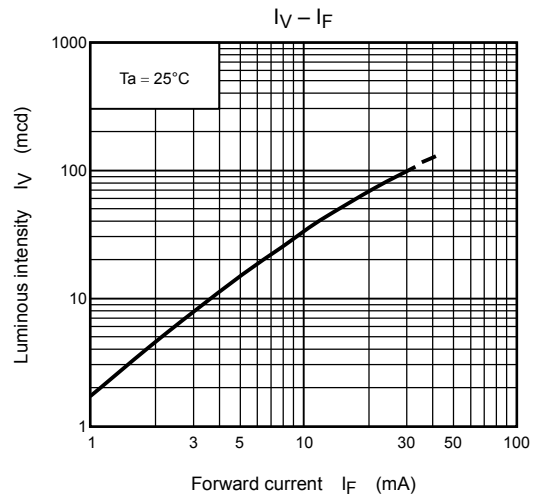
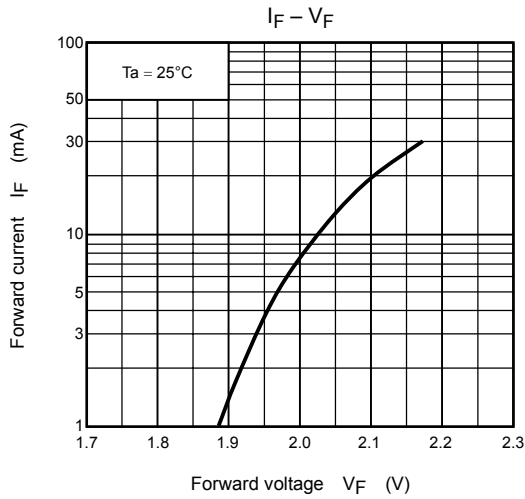
TLGU53D



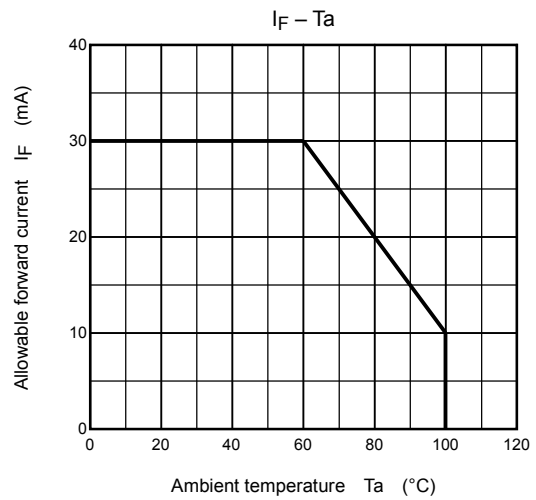
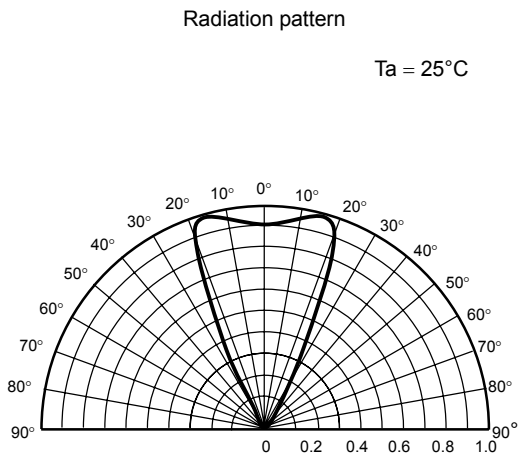
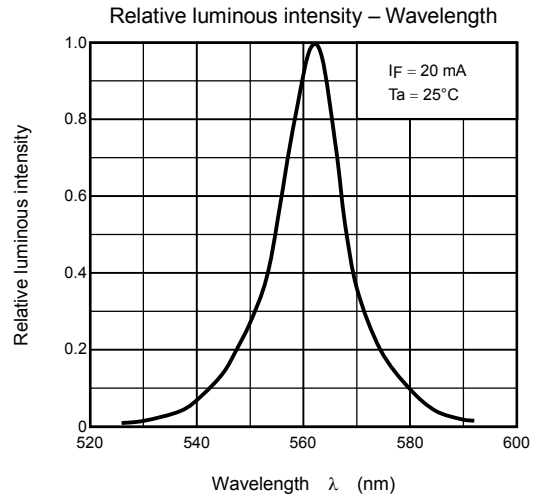
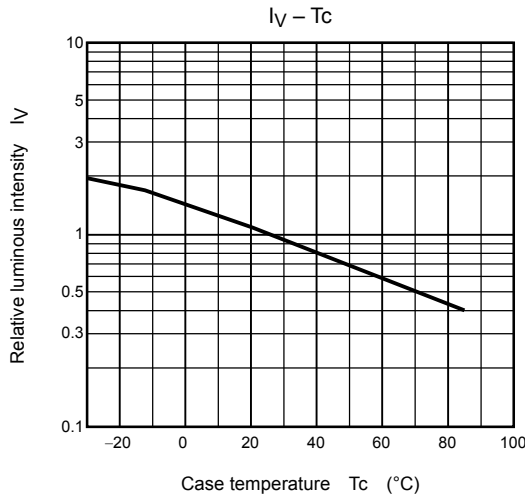
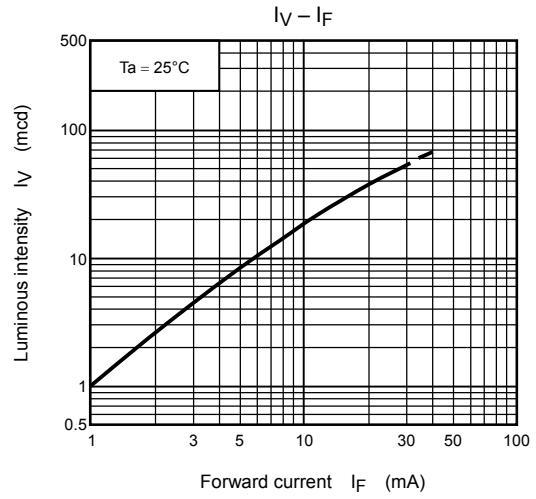
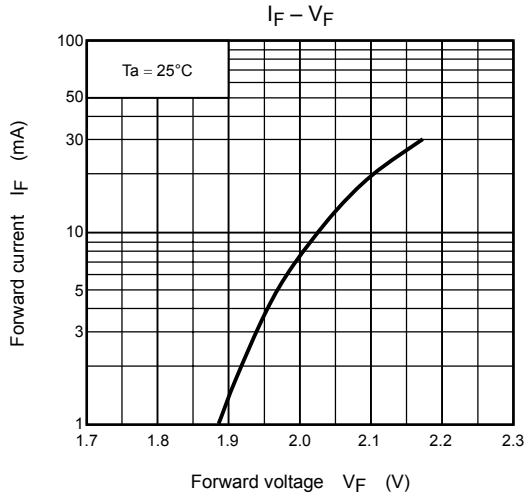
TLPGU53T



TLPGU53C



TLPGU53D



RESTRICTIONS ON PRODUCT USE

000707EAC

- TOSHIBA is continually working to improve the quality and reliability of its products. Nevertheless, semiconductor devices in general can malfunction or fail due to their inherent electrical sensitivity and vulnerability to physical stress. It is the responsibility of the buyer, when utilizing TOSHIBA products, to comply with the standards of safety in making a safe design for the entire system, and to avoid situations in which a malfunction or failure of such TOSHIBA products could cause loss of human life, bodily injury or damage to property.
In developing your designs, please ensure that TOSHIBA products are used within specified operating ranges as set forth in the most recent TOSHIBA products specifications. Also, please keep in mind the precautions and conditions set forth in the "Handling Guide for Semiconductor Devices," or "TOSHIBA Semiconductor Reliability Handbook" etc..
- The TOSHIBA products listed in this document are intended for usage in general electronics applications (computer, personal equipment, office equipment, measuring equipment, industrial robotics, domestic appliances, etc.). These TOSHIBA products are neither intended nor warranted for usage in equipment that requires extraordinarily high quality and/or reliability or a malfunction or failure of which may cause loss of human life or bodily injury ("Unintended Usage"). Unintended Usage include atomic energy control instruments, airplane or spaceship instruments, transportation instruments, traffic signal instruments, combustion control instruments, medical instruments, all types of safety devices, etc.. Unintended Usage of TOSHIBA products listed in this document shall be made at the customer's own risk.
- Gallium arsenide (GaAs) is a substance used in the products described in this document. GaAs dust and fumes are toxic. Do not break, cut or pulverize the product, or use chemicals to dissolve them. When disposing of the products, follow the appropriate regulations. Do not dispose of the products with other industrial waste or with domestic garbage.
- The information contained herein is presented only as a guide for the applications of our products. No responsibility is assumed by TOSHIBA CORPORATION for any infringements of intellectual property or other rights of the third parties which may result from its use. No license is granted by implication or otherwise under any intellectual property or other rights of TOSHIBA CORPORATION or others.
- The information contained herein is subject to change without notice.