



Connectors > D-Shaped Connectors > D-Sub Connectors > PCB D-Sub Connectors



Connector & Housing Type: **Plug**

Connector System: **Cable-to-Board**

Number of Positions: **25**

Centerline (Pitch): **2.74 mm [ .108 in ]**

Number of Rows: **2**

Features

Product Type Features

Ground Feature Type	Grounding Indents
Shell Material Configuration	Front Metal Shell
Connector & Housing Type	Plug
Connector System	Cable-to-Board
Connector Shell Size	3
Connector & Contact Terminates To	Printed Circuit Board

Configuration Features

Number of Positions	25
Number of Rows	2
PCB Mount Orientation	Right Angle

Body Features

Assembly Process Feature Material	Brass
Shell Plating Material	Tin
Primary Product Color	Black
Connector Profile	Standard

Contact Features

	30 μin
Contact Options	Installed
Contact Mating Area Plating Material	Gold (Au)



Contact Base Material	Phosphor Bronze
PCB Contact Termination Area Plating Material	Tin
Contact Shape & Form	Round
Contact Current Rating (Max)	2.2 A

Termination Features

Termination Method to PCB	Through Hole - Press-Fit
Termination Post & Tail Length	3.2 mm[.126 in]

Mechanical Attachment

Mounting Hole Diameter	2.84 mm
PCB Mount Alignment	With
Assembly Process Feature Plating Material	Tin
PCB Mount Retention	With
PCB Mount Retention Type	Boardlock
Mating Retention	With
Mating Retention Type	Threaded Insert, 4-40 UNC
Connector Mounting Type	Board Mount

Housing Features

Housing Material	PBTP/PPS GF
Shell Material	Steel
Centerline (Pitch)	2.74 mm[.108 in]

Dimensions

PCB Thickness (Recommended)	1.57 mm[.062 in]
Row-to-Row Spacing	2.84 mm[.112 in]

Usage Conditions

Operating Temperature Range	-55 – 125 °C[-67 – 257 °F]
-----------------------------	----------------------------

Operation/Application

Durability Rating	250 Cycles
Circuit Application	Signal

Industry Standards

UL Flammability Rating	UL 94V-0
Compatible With Approved Standards Products	DIN 41652

Packaging Features



Packaging Quantity	50
Packaging Method	Box

Product Compliance

For compliance documentation, visit the product page on TE.com>

EU RoHS Directive 2011/65/EU	Compliant with Exemptions
EU ELV Directive 2000/53/EC	Compliant with Exemptions
China RoHS 2 Directive MIIT Order No 32, 2016	Restricted Materials Above Threshold
EU REACH Regulation (EC) No. 1907/2006	Current ECHA Candidate List: JAN 2025 (247) Candidate List Declared Against: JUN 2012 (84) SVHC > Threshold: Not Yet Reviewed
Halogen Content	Not Yet Reviewed for halogen content
Solder Process Capability	Not applicable for solder process capability

Product Compliance Disclaimer

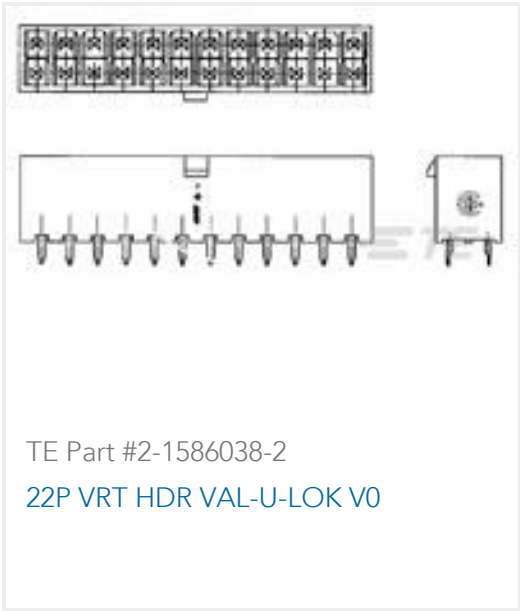
This information is provided based on reasonable inquiry of our suppliers and represents our current actual knowledge based on the information they provided. This information is subject to change. The part numbers that TE has identified as EU RoHS compliant have a maximum concentration of 0.1% by weight in homogenous materials for lead, hexavalent chromium, mercury, PBB, PBDE, DBP, BBP, DEHP, DIBP, and 0.01% for cadmium, or qualify for an exemption to these limits as defined in the Annexes of Directive 2011/65/EU (RoHS2). Finished electrical and electronic equipment products will be CE marked as required by Directive 2011/65/EU. Components may not be CE marked. Additionally, the part numbers that TE has identified as EU ELV compliant have a maximum concentration of 0.1% by weight in homogenous materials for lead, hexavalent chromium, and mercury, and 0.01% for cadmium, or qualify for an exemption to these limits as defined in the Annexes of Directive 2000/53/EC (ELV). Regarding the REACH Regulations, TE’s information on SVHC in articles for this part number is still based on the European Chemical Agency (ECHA) ‘Guidance on requirements for substances in articles’(Version: 2, April 2011), applying the 0.1% weight on weight concentration threshold at the finished product level. TE is aware of the European Court of Justice ruling of September 10th, 2015 also known as O5A (Once An Article Always An Article) stating that, in case of ‘complex object’, the threshold for a SVHC must be applied to both the product as a whole and simultaneously to each of the articles forming part of its composition. TE has evaluated this ruling based on the new ECHA “Guidance on requirements for substances in articles” (June 2017, version 4.0) and will be updating its statements accordingly.

Also in the Series | SIMEL EP


Insulation Piercing Connectors(6)




Customers Also Bought



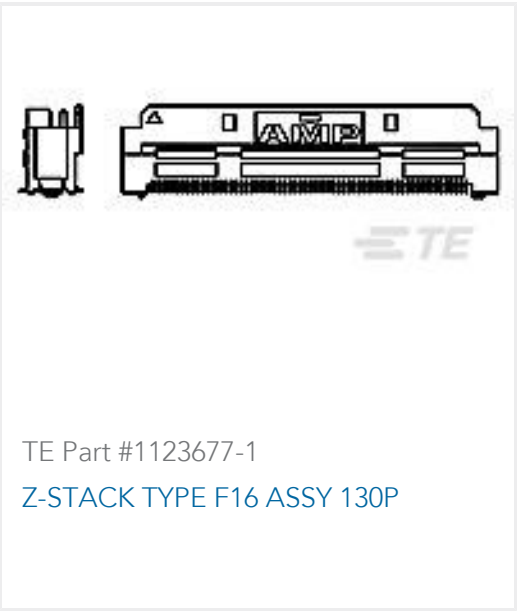
TE Part #2-1586038-2  
22P VRT HDR VAL-U-LOK V0




TE Part #1473226-1  
SOCKET WITH RING MINI U-M-N-L



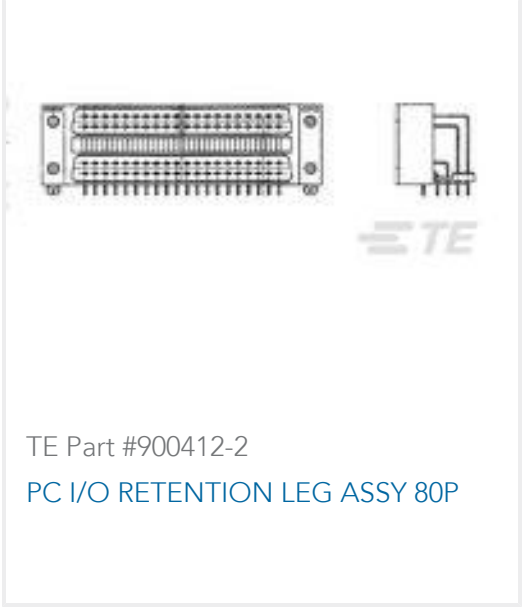
TE Part #ASA021N00210235000  
623 PLUG




TE Part #1123677-1  
Z-STACK TYPE F16 ASSY 130P




TE Part #5176371-4  
VERT RCPT ASSY,100POS,CHAMP050



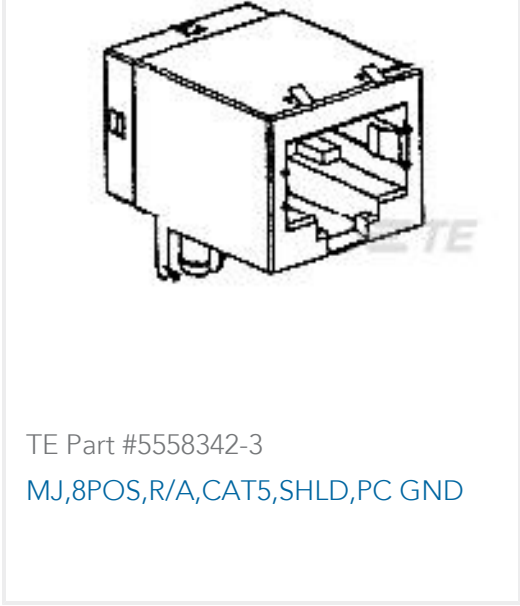
TE Part #900412-2  
PC I/O RETENTION LEG ASSY 80P




TE Part #2013874-1  
ME CONN (M) DUMMY PLUG ASSY



TE Part #2229093-1  
MOD JACK ASSEMBLY V-TYPE H=21.7mm



TE Part #5558342-3  
MJ,8POS,R/A,CAT5,SHLD,PC GND



TE Part #1-2271457-8  
D3950 HDR 8POS 1ROW X KEY

Documents

Datasheets & Catalog Pages

AMPLIMITE Subminiature D Connectors - Right-Angle Posted Connectors

English

Product Specifications

Product Specification

English

Product specification D-Sub angled 90? press-in

English

Agency Approvals

UL Report

English