




Relays & Contactors > Electromechanical Relays



Relay & Contactor Type: **General Purpose Signal Relay**

Current Type: **DC**

Coil Magnetic System: **Non-Polarized, Monostable**

Contact Arrangement: **2 Form C DPDT-CO**

Contact Current Rating: **1 A**

Features

Product Type Features

Relay & Contactor Type	General Purpose Signal Relay
------------------------	------------------------------

Configuration Features

Contact Arrangement	2 Form C DPDT-CO
---------------------	------------------

Electrical Characteristics

Coil Resistance	850 Ω
Contact Switching Voltage (Max)	28 VDC
Contact Current Rating	1 A
Coil Voltage Rating	12 VDC
Coil Power Rating DC	.169 W

Body Features

Enclosure Type	Hermetically Sealed
----------------	---------------------

Termination Features

Main Termination & Connection Type	Extended Leads
Coil Termination & Connection Type	Extended Leads

Mechanical Attachment

Product Mount Type	Board Mount
--------------------	-------------

Usage Conditions



Operating Temperature Range	-65 – 125 °C
Environmental Ambient Temperature (Max)	125 °C[257 °F]

Operation/Application

Vibration Resistance	30G's, 10 – 3000Hz
Shock Resistance	75G's, 6ms
Current Type	DC
Coil Magnetic System	Non-Polarized, Monostable

Product Compliance

For compliance documentation, visit the product page on TE.com>

EU RoHS Directive 2011/65/EU	Not Compliant
EU ELV Directive 2000/53/EC	Not Compliant
China RoHS 2 Directive MIIT Order No 32, 2016	Restricted Materials Above Threshold
EU REACH Regulation (EC) No. 1907/2006	Current ECHA Candidate List: JAN 2025 (247) Candidate List Declared Against: JAN 2022 (223) Does not contain REACH SVHC
Halogen Content	Low Halogen - Br, Cl, F, I < 900 ppm per homogenous material. Also BFR/CFR/PVC Free
Solder Process Capability	Not lead free process capable

Product Compliance Disclaimer

This information is provided based on reasonable inquiry of our suppliers and represents our current actual knowledge based on the information they provided. This information is subject to change. The part numbers that TE has identified as EU RoHS compliant have a maximum concentration of 0.1% by weight in homogenous materials for lead, hexavalent chromium, mercury, PBB, PBDE, DBP, BBP, DEHP, DIBP, and 0.01% for cadmium, or qualify for an exemption to these limits as defined in the Annexes of Directive 2011/65/EU (RoHS2). Finished electrical and electronic equipment products will be CE marked as required by Directive 2011/65/EU. Components may not be CE marked. Additionally, the part numbers that TE has identified as EU ELV compliant have a maximum concentration of 0.1% by weight in homogenous materials for lead, hexavalent chromium, and mercury, and 0.01% for cadmium, or qualify for an exemption to these limits as defined in the Annexes of Directive 2000/53/EC (ELV). Regarding the REACH Regulation, the information TE provides on SVHC in articles for this part number is based on the latest European Chemicals Agency (ECHA) 'Guidance on requirements for substances in articles' posted at this URL: <https://echa.europa.eu/guidance-documents/guidance-on-reach>

Compatible Parts

JMSC-12XL

General Purpose Signal Relay, DC, Non-Polarized, Monostable, 2 Form C DPDT-CO,
1 A Contact Rating, 12 VDC Coil Voltage, CII JMS Relay





TE Part # 3-1617028-5
HFW1106K12 = M39016/6-128L

Also in the Series | CII JMS Relay



DC Relays(21)



Electromechanical Relays(21)



General Purpose Signal Relays(21)

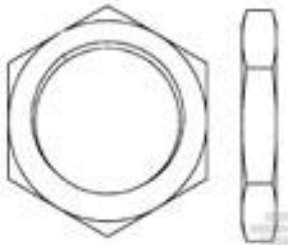


PCB Relays(21)

Customers Also Bought




TE Part #205841-2
CPC RECPT ASSEMBLY SIZE 11-8



TE Part #1604196-1
NUT, JAM, 5/8-24, PKG QTY 100



TE Part #CAT-D625-L52
DIP Socket: Low Profile, Stamped & Formed, Open, Tin




TE Part #9-1879621-4
H4P 75K 1% 50PPM



TE Part #5747250-4
09 MSFL PLUG RA 318 (IN, FM)



TE Part #205838-1
CPC PLUG ASSEMBLY SIZE 11-8



TE Part #1-2199299-2
28P, DIP SKT, 600 CL, LDR, PB FREE



TE Part #1-2176092-8
RP 2A 0.25W 1K0 0.1% 25PPM 1K RL



TE Part #8-1625868-5
RP 2A 0.25W 40R2 0.1% 25PPM 1K RL



Documents

CAD Files

3D PDF

3D

Customer View Model

ENG_CVM_CVM_1617127-1_E.2d_dxf.zip

English

Customer View Model

ENG_CVM_CVM_1617127-1_E.3d_igs.zip

English

Customer View Model

ENG_CVM_CVM_1617127-1_E.3d_stp.zip

English

By downloading the CAD file I accept and agree to the [Terms and Conditions](#) of use.

Datasheets & Catalog Pages

5-1773450-5_sec1_MS

English

RELAY

English