

## ■ Features

- Global certificates
- **450W peak power(3 sec.)**
- Universal AC input / Full range
- 2 pole AC inlet **IEC320-C18, Class II** power unit
- Built-in active PFC function
- No load power consumption<0.5W
- **Energy efficiency Level VI**
- Comply with international energy-saving standards
- Protections: Short circuit / Overload / Over voltage / Over temperature
- Fanless design with -30~+70°C working temperature
- Fully enclosed plastic case
- LED indicator for power on
- 3 years warranty

## ■ Applications

- Consumer electronic devices
- Telecommunication devices
- Office facilities
- Industrial equipments
- 3D printer
- Game console
- Vision mixer
- Power sourcing equipment of PoE

## ■ GTIN CODE

MW Search: <https://www.meanwell.com/serviceGTIN.aspx>

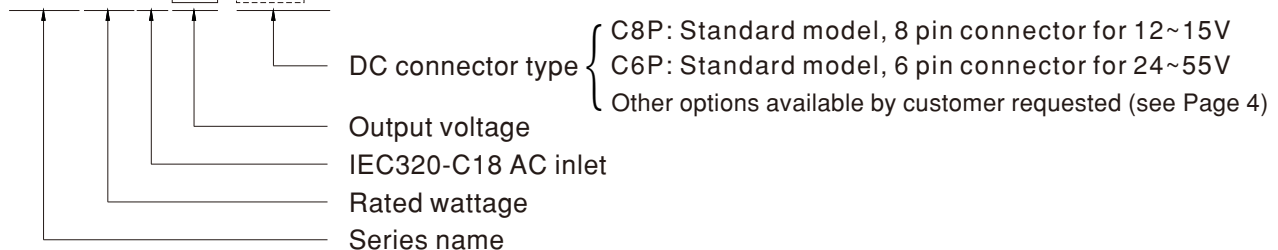
## ■ Description

GST360B is a highly reliable, 360W desktop style single-output green adaptor series. This product is a classII power unit (without FG), equipped with a standard IEC320-C18 AC inlet and adopting the input range from 85 VAC to 264VAC. The entire series supplies different models with output voltages ranging between 12VDC and 55VDC that can satisfy the demands for various types of consumer electronic devices.

With the efficiency up to 95.0% and the extremely low no-load power consumption below 0.5W, GST360B is compliant with USA EISA 2007/DoE, Canada NRCAN. The supreme feature allows the adaptor to save the energy when it is either under the operating mode or the standby mode. The entire series utilizes the 94V-0 flame retardant plastic case. GST360B is certified for the international safety regulations.

## ■ Model Encoding

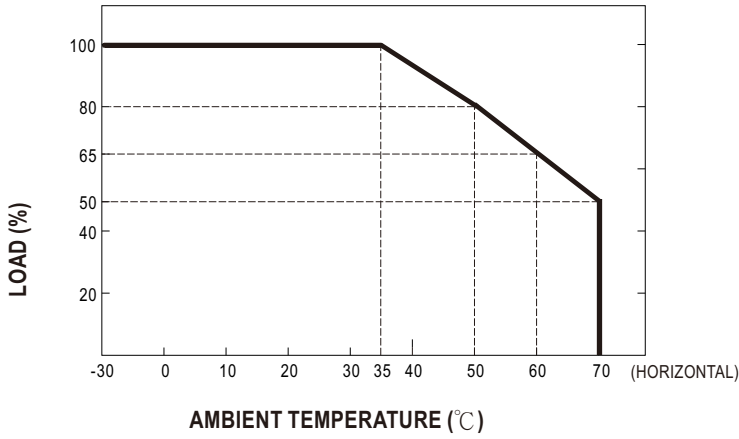
**GST 360B 12 -C8P**



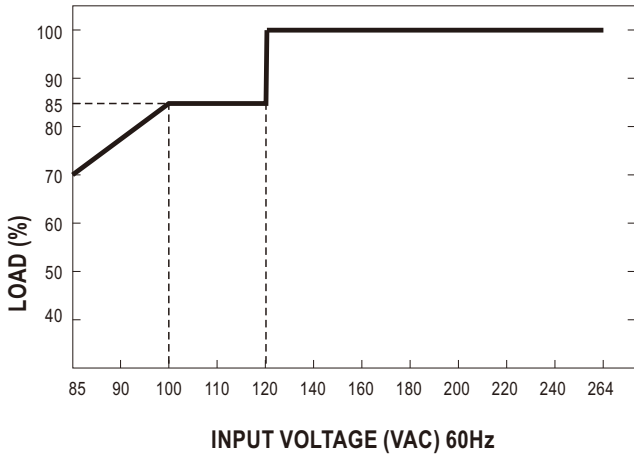
**SPECIFICATION**

ORDER NO.		GST360B12-C8P	GST360B15-C8P	GST360B24-C6P	GST360B36-C6P	GST360B48-C6P	GST360B55-C6P	
OUTPUT	SAFETY MODEL NO.	GST360B12	GST360B15	GST360B24	GST360B36	GST360B48	GST360B55	
	DC VOLTAGE <small>Note.2</small>	12V	15V	24V	36V	48V	55V	
	RATED CURRENT	27.5A	22.7A	15A	10A	7.5A	6.55A	
	CURRENT RANGE	0 ~ 27.5A	0 ~ 22.7A	0 ~ 15A	0 ~ 10A	0 ~ 7.5A	0 ~ 6.55A	
	POWER	Rated (max.)	330W	340.5W	360W	360W	360W	360W
		Peak (3sec.)	415W	425W	450W	450W	450W	450W
	RIPPLE & NOISE (max.) <small>Note.3</small>	120mVp-p	120mVp-p	200mVp-p	200mVp-p	200mVp-p	200mVp-p	
	VOLTAGE TOLERANCE <small>Note.4</small>	±5.0%	±5.0%	±3.0%	±2.0%	±2.0%	±2.0%	
	LINE REGULATION <small>Note.5</small>	±1.0%	±1.0%	±1.0%	±1.0%	±1.0%	±1.0%	
	LOAD REGULATION	±5.0%	±5.0%	±3.0%	±2.0%	±2.0%	±2.0%	
SETUP, RISE TIME <small>Note.6</small>	2000ms, 50ms / 230VAC    2000ms, 50ms / 115VAC at full load							
HOLD UP TIME (Typ.)	8ms / 230VAC    8ms / 115VAC at full load							
INPUT	VOLTAGE RANGE <small>Note.7</small>	85 ~ 264VAC    120 ~ 370VDC						
	FREQUENCY RANGE	47 ~ 63Hz						
	POWER FACTOR (Typ.)	PF>0.95 / 230VAC    PF>0.98 / 115VAC at full load						
	EFFICIENCY (Typ.)	91%	92%	93%	94%	95%	95%	
	AC CURRENT (Typ.)	3.8A / 115VAC    2A / 230VAC						
	INRUSH CURRENT (max.)	Cold start 95A / 115VAC    120A / 230VAC						
	LEAKAGE CURRENT(max.)	Touch current <0.5mA / 260VAC						
PROTECTION	OVERLOAD	135 ~ 155% rated output power Protection type : Hiccup mode, recovers automatically after fault condition is removed for 12 ~ 36V Shut down o/p voltage, re-power on to recover for 48V and 55V						
	OVER VOLTAGE	105 ~ 135% rated output voltage Protection type : Shut down o/p voltage, re-power on to recover						
	OVER TEMPERATURE	Shut down o/p voltage, re-power on to recover						
ENVIRONMENT	WORKING TEMP.	-30 ~ +70°C (Refer to "Derating Curve")						
	WORKING HUMIDITY	20% ~ 90% RH non-condensing						
	STORAGE TEMP., HUMIDITY	-40 ~ +85°C, 10 ~ 95% RH non-condensing						
	TEMP. COEFFICIENT	±0.03% / °C (0~35°C)						
	VIBRATION	10 ~ 500Hz, 2G 10min./1cycle, period for 60min. each along X, Y, Z axes						
	OPERATING ALTITUDE <small>Note.8</small>	5000 meters						
OVER VOLTAGE CATEGORY	II ; According to UL62368-1, BS EN/EN62368-1; altitude up to <b>5000 meters</b>							
SAFETY & EMC (Note. 9)	SAFETY STANDARDS	UL62368-1, CSA C22.2 No.62368-1, Dekra BS EN/EN62368-1,IEC 61558-1,IEC 61558-2-16, CCC GB4943.1, AS/NZS 61558-1/-2-16, EAC TP TC 004 approved						
	WITHSTAND VOLTAGE	I/P-O/P: 3KVAC						
	ISOLATION RESISTANCE	I/P-O/P:100M Ohms / 500VDC / 25°C / 70% RH						
	EMC EMISSION	Parameter	Standard				Test Level / Note	
		Conducted emission	BS EN/EN55032(CISPR32),FCC PART 15 / CISPR22 CAN ICES-3(B)/NMB-3(B),EAC TP TC 020				Class B	
		Radiated emission	BS EN/EN55032(CISPR32),FCC PART 15 / CISPR22 CAN ICES-3(B)/NMB-3(B),EAC TP TC 020				Class B	
		Harmonic current	BS EN/EN61000-3-2				Class A	
	Voltage flicker	BS EN/EN61000-3-3				-----		
	EMC IMMUNITY	Parameter	Standard				Test Level /Note	
		ESD	BS EN/EN61000-4-2				Level 4, 15KV air; Level 4, 8KV contact	
RF field susceptibility		BS EN/EN61000-4-3				Level 2, 3V/m		
EFT bursts		BS EN/EN61000-4-4				Level 2, 1KV		
Surge susceptibility		BS EN/EN61000-4-5				Level 3, 1KV/Line-Line		
Conducted susceptibility		BS EN/EN61000-4-6				Level 2, 3V		
Magnetic field immunity		BS EN/EN61000-4-8				Level 2, 3A/m		
Voltage dips , interruption	BS EN/EN61000-4-11				>95% dip 0. 5 periods, 30% dip 25 periods, >95% interruptions 250 periods			
OTHERS	MTBF	2057.2K hrs min. Telcordia SR-332 (Bellcore) ;    265.9K hrs min. MIL-HDBK-217F (25°C)						
	DIMENSION	220*95*46mm (L*W*H)						
	PACKING	1.4Kg; 8pcs/12Kg/0.82CUFT						
CONNECTOR	PLUG	See page 4 ; Other type available by customer requested						
	CABLE	See page 4 ; Other type available by customer requested						
NOTE	<p>1. All parameters are specified at 230VAC input, rated load, 25°C 70% RH ambient.</p> <p>2. DC voltage: The output voltage set at point measure by plug terminal &amp; 50% load.</p> <p>3. Ripple &amp; noise are measured at 20MHz by using a 12" twisted pair terminated with a 0.1 <math>\mu</math>F &amp; 47 <math>\mu</math>F capacitor.</p> <p>4. Tolerance: includes set up tolerance, line regulation, load regulation.</p> <p>5. Line regulation is measured from low line to high line at rated load.</p> <p>6. Length of set up time is measured at first cold start. Turning ON/OFF the power supply may lead to increase of the set up time.</p> <p>7. Derating may be needed under low input voltage. Please check the derating curve for more details.</p> <p>8. The ambient temperature derating of 3.5°C/1000m with fanless models and of 5°C/1000m with fan models for operating altitude higher than 2000m(6500ft).</p> <p>9. The power supply is considered as an independent unit, but the final equipment still need to re-confirm that the whole system complies with the EMC directives. For guidance on how to perform these EMC tests, please refer to "EMI testing of component power supplies." (as available on <a href="https://www.meanwell.com/Upload/PDF/EMI_statement_en.pdf">https://www.meanwell.com/Upload/PDF/EMI_statement_en.pdf</a>)</p> <p>※ Product Liability Disclaimer : For detailed information, please refer to <a href="https://www.meanwell.com/serviceDisclaimer.aspx">https://www.meanwell.com/serviceDisclaimer.aspx</a></p>							

■ Derating Curve



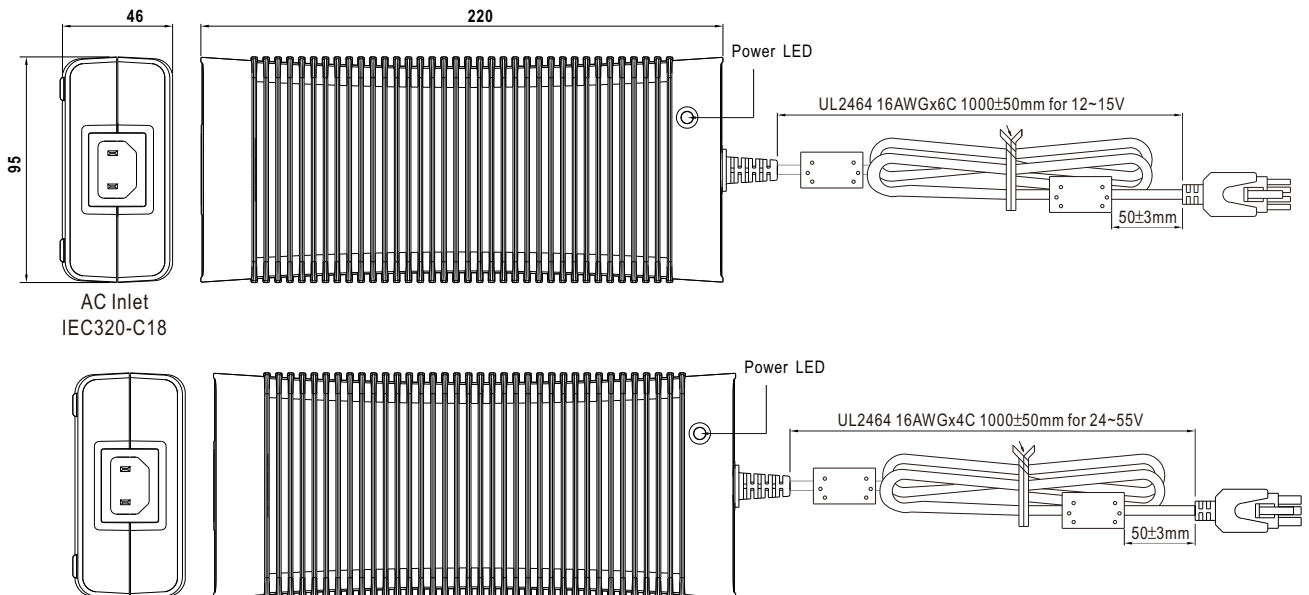
■ Static Characteristics



■ Mechanical Specification

(Unit: mm, tolerance ± 1mm)


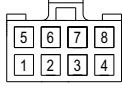

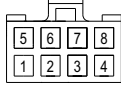
Case No. GS280A





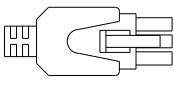

■ DC output plug

◎ Standard plug:

C8P : MOLEX 39-01-2080 equivalent for 12~15V



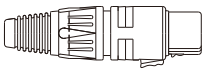
C8P			Pin Assignment		
				<b>PIN NO.</b>	<b>OUTPUT</b>
				1,2,3,4	+Vo
				5,6,7,8	-Vo

C6P : MOLEX 39-01-2060 equivalent for 24~55V



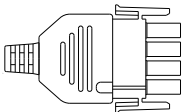
C6P			Pin Assignment		
				<b>PIN NO.</b>	<b>OUTPUT</b>
				1,2,3	+Vo
				4,5,6	-Vo

◎ Optional DC plug:

MIC4: NEUTRIK XLR NC4FX equivalent for 36~55V

MIC4			Type No.	Pin Assignment	
				PIN No.	Output
			MIC4	1	+Vo
				2	+Vo
				3	-Vo
				4	-Vo

C4P: AMP 1-480702-0 (6.35mm) equivalent for 36~55V

C4P			Type No.	Pin Assignment	
				PIN No.	Output
			C4P	1	+Vo
				2	+Vo
				3	-Vo
				4	-Vo

■ Installation Manual

Please refer to : <http://www.meanwell.com/manual.html>