

Start Flat Panel LED

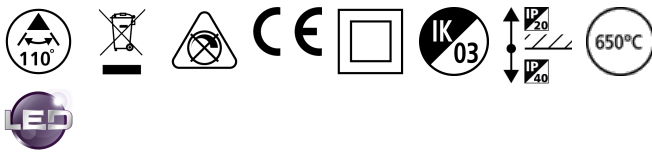
START FLAT PANEL LED HIGH EFFICIENCY 600 4000K G2

0047645



Product features

- Edge lit LED flat panel HE (high efficiency). Low Flicker, 36 W, Neutral White, 4000 K, 4200 lumens, 120 lm/W, 50000 hours lifetime (L70), PMMA opal diffuser, aluminium frame, steel body, electronic non dimmable driver. (HxWxD) 10.5 x 595 x 595 mm



PRODUCT OVERVIEW

IPC Code	0047645
Product name	START FLAT PANEL LED HIGH EFFICIENCY 600 4000K G2
Technology	LED
Housing	Aluminium
Mount	Ceiling recessed
Environment	Internal
General application	Education, Hospitality, Office, Retail
Certifications	EUNEW008
ETIM Class	EC002892
E-number FI	4274121
Fixture luminous flux (lm)	4200
Luminaire efficacy (lm/W)	120
Colour temperature (K)	4000
Light colour	Neutral White
CRI (Ra)	80
Colour Variation Initial (SDCM)	6
Photobiological Risk Group	RG0
Total power consumption (W)	36
Electrical protection	Class II
Control gear type	Electronic
Dimmable	No
LED Flickering Rate	Ultra low (5% or less)
Average life (Nominal) (h)	50000
Housing colour	White
IP rating	IP20/40
IK rating	IK03
Product EAN number	5410288476452
Lamps	Yes
Included lamp	INTEGRATED LED

Start Flat Panel LED

START FLAT PANEL LED HIGH EFFICIENCY 600 4000K G2

0047645

DATA TABLE

General data

IPC Code	0047645
Product name	START FLAT PANEL LED HIGH EFFICIENCY 600 4000K G2
Technology	LED
Housing	Aluminium
Mount	Ceiling recessed
Environment	Internal
General application	Education, Hospitality, Office, Retail
Certifications	EUNEW008
ETIM Class	EC002892
E-number FI	4274121

Optical data

Fixture luminous flux (lm)	4200
Luminaire efficacy (lm/W)	120
Colour temperature (K)	4000
Light colour	Neutral White
CRI (Ra)	80
Colour Variation Initial (SDCM)	6
Beam angle (Rated) (°)	110
Photobiological Risk Group	RG0

Electrical data

Total power consumption (W)	36
Mains voltage (V)	220-240V~
Lamp power factor	0.9
Electrical protection	Class II
Control gear type	Electronic
Dimmable	No
Drive current (mA)	1200
Inrush Current (A)	14
Glow Wire Test (°C)	650
Nominal Frequency (Hz)	50/60Hz
LED Flickering Rate	Ultra low (5% or less)
Max. Luminaires per 10A C Breaker	20
Max. Luminaires per 10A B Breaker	12
Max. Luminaires per 16A B Breaker	19

Lifetime data

Lumen maintenance - L70 B50	50000
Average life (Nominal) (h)	50000

Physical data

Housing colour	White
IP rating	IP20/40
IK rating	IK03

Start Flat Panel LED

START FLAT PANEL LED HIGH EFFICIENCY 600 4000K G2
0047645

Diffuser material	PMMA
Nominal Product Length (mm)	595
Nominal Product Width (mm)	595
Nominal Product Height (mm)	10.5
Weight (kg)	2.894

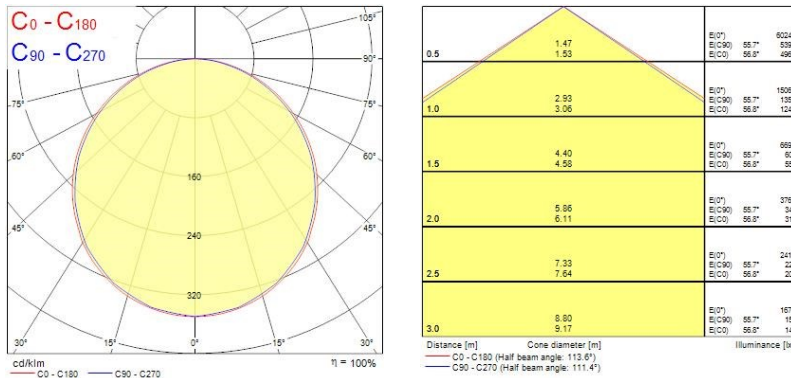
Packaging

Single packaging type	Carton
Product EAN number	5410288476452
Packaging single length / height (cm)	68.8
Packaging single width (cm)	62.5
Packaging single depth (cm)	3.3
DUN14 (outer)	15410288476459
Units per outer package	2
Packaging outer length / height (cm)	71.1
Packaging outer width (cm)	65.7
Packaging outer depth (cm)	10.0

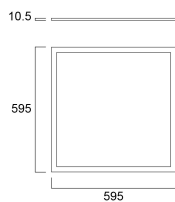
Safety data

Optimal operating condition (°C)	-10-40
----------------------------------	--------

PHOTOMETRY




TECHNICAL DRAWINGS




Start Flat Panel LED


START FLAT PANEL LED HIGH EFFICIENCY 600 4000K G2
0047645


SYLVANIA 0047645


 This luminaire contains built in LED lamps.

 } **LED**


The lamps cannot be changed in the luminaire.

874/2012 

 This luminaire contains built in LED lamps.

 } **LED**

The lamps cannot be changed in the luminaire.

SYLVANIA 0047645  874/2012