

## Contact insert module - HC-M-02-AT-F-35 - 1417390

Please be informed that the data shown in this PDF Document is generated from our Online Catalog. Please find the complete data in the user's documentation. Our General Terms of Use for Downloads are valid (<http://phoenixcontact.com/download>)



Contact insert module, number of positions: 2, power contacts: 2, control contacts: 0, Socket, Axial screw connection, 1000 V, 100 A, 10 mm<sup>2</sup> ... 35 mm<sup>2</sup>, application: Power



### Key Commercial Data

Packing unit	2 pc
Minimum order quantity	2 pc
GTIN	 4 055626 112701
GTIN	4055626112701
Weight per Piece (excluding packing)	68.300 g
Custom tariff number	85366990
Country of origin	Poland

### Technical data

#### Dimensions

Height	50.3 mm
Width	34.2 mm
Length	29.4 mm

#### Electrical characteristics

Rated voltage (III/3)	1000 V
Rated current	100 A
Rated surge voltage	8 kV
Connection profile	2

#### Ambient conditions

Ambient temperature (operation)	-40 °C ... 125 °C
---------------------------------	-------------------

#### Mechanical characteristics

Conductor cross section	10 mm <sup>2</sup> ... 35 mm <sup>2</sup> (The cross section specification refers to the geometric cross section of the cable used)
-------------------------	---

# Contact insert module - HC-M-02-AT-F-35 - 1417390

## Technical data

### Mechanical characteristics

Connection cross section AWG	8 ... 2
Stripping length of the individual wire	13 mm
Tightening torque	6 Nm (10 mm <sup>2</sup> ... 16 mm <sup>2</sup> )
	7 Nm (25 mm <sup>2</sup> )
	8 Nm (35 mm <sup>2</sup> )
Contact diameter	8 mm
Wire diameter including insulation	11.4 mm
Hexagonal socket	SW 4
Insertion/withdrawal cycles	≥ 500
Minimum housing height	72 mm

### General

Note	For HEAVYCON HC-B6 to B48 housing, snap-in module frame required, axial connection for 4 mm Allen key
	The axial screw connection must be established using a 4 mm Allen key (for stranded conductors only)
	Connectors may be operated only when there is no load/voltage.
Series	HC-M-HS
Color	light gray
Number of module slots	2
Connection method	Axial screw connection
Flammability rating according to UL 94	V0
Degree of pollution	3
Overvoltage category	III
Assembly instructions	To ensure correct use, installation in housing with IP54 protection or better is required
Connection	<p>Note regarding axial connection technology:                      Only for stranded wires. The specified conductor cross sections refer to the geometric cross section of the cable used.                      Cables with a geometric cross section which deviates significantly from the nominal cable cross section must be checked before use.                      The axial connection technology connection space is designed for fine strand cables according to VDE 0295 Class 5. Deviating cable structures (e.g., Class 6 cables) must be checked before use.</p> <p>Assembly instructions                      Before assembly, ensure that the tapered screw is fully loosened (chamber is open). Cables must not be twisted. The wires must be pushed into the contact chamber as far as they will go (until the insulation touches the contact). Hold the wires in position and tighten using an Allen key. The used wire end must be cut off before reconnection. The terminal screw must only be retightened once to prevent the litz wires from breaking. To prevent damage to the contact, the wire/cable must be mechanically held at an appropriate distance from the connection point (e.g., when used in a plate cut out). For notes on correct execution, see DIN VDE 0100-520:2003-06. Unused connections must be tightened with maximum torque.</p>

### Material data

Contact material	Copper alloy
------------------	--------------

## Contact insert module - HC-M-02-AT-F-35 - 1417390

### Technical data

#### Material data

Contact surface material	Ag
Contact carrier material	PC

#### Standards and Regulations

Flammability rating according to UL 94	V0
--	----

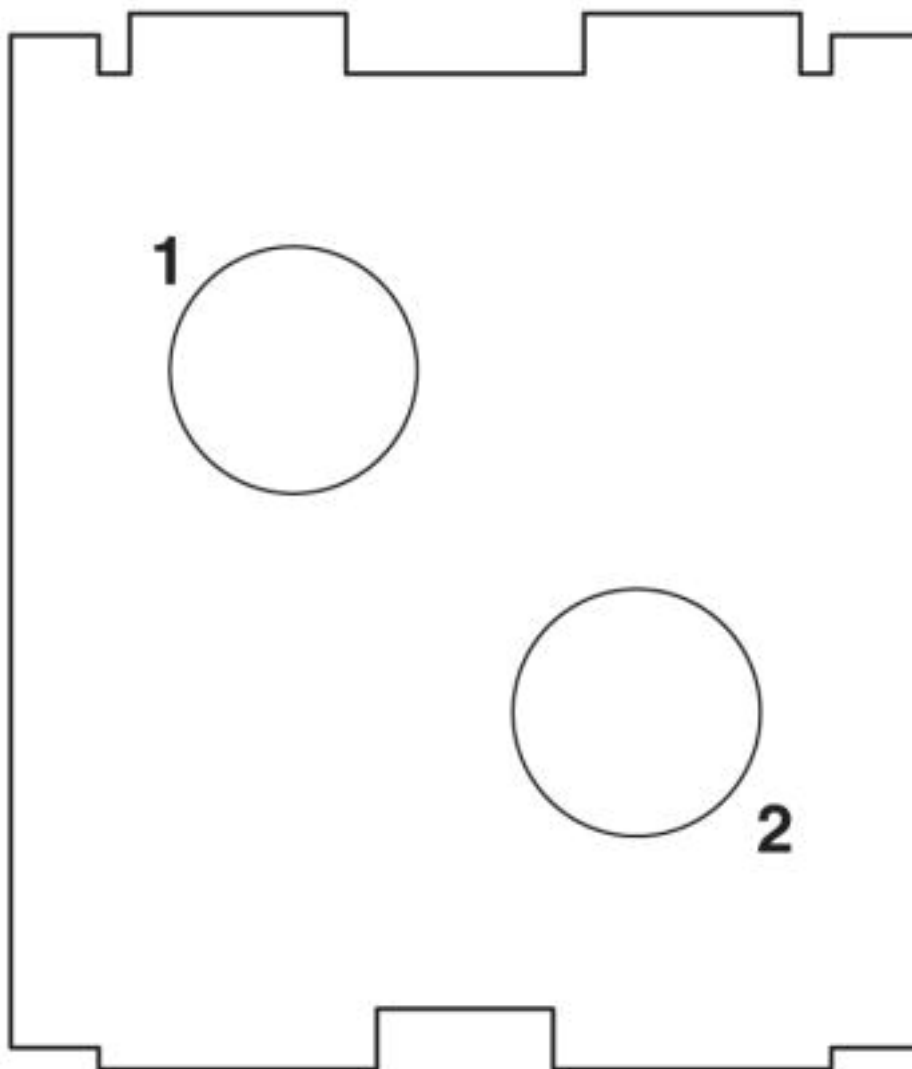
#### Environmental Product Compliance

REACH SVHC	Lead 7439-92-1
China RoHS	Environmentally Friendly Use Period = 50 years
	For details about hazardous substances go to tab "Downloads", Category "Manufacturer's declaration"

### Drawings

## Contact insert module - HC-M-02-AT-F-35 - 1417390

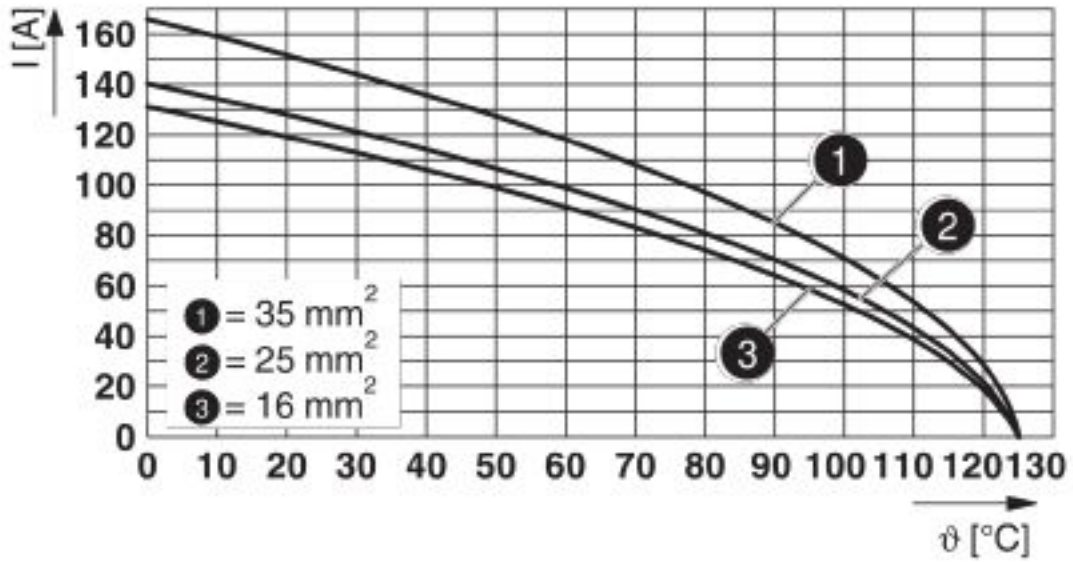
Schematic diagram



Connector pin assignment

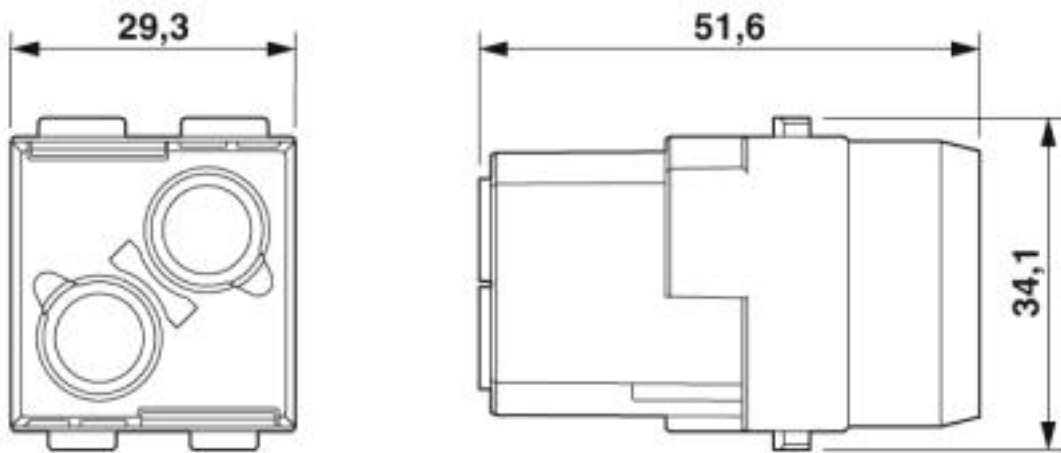
# Contact insert module - HC-M-02-AT-F-35 - 1417390

Diagram



Derating diagram

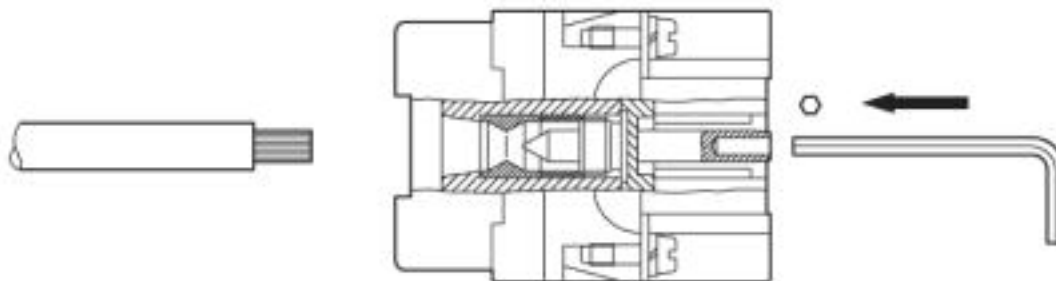
Dimensional drawing



Socket module

# Contact insert module - HC-M-02-AT-F-35 - 1417390

Schematic diagram



Axial connection

## Classifications

eCl@ss

eCl@ss 10.0.1	27440217
eCl@ss 5.1	27261200
eCl@ss 6.0	27261200
eCl@ss 7.0	27440205
eCl@ss 8.0	27440205
eCl@ss 9.0	27440217

ETIM

ETIM 5.0	EC000438
ETIM 6.0	EC000438
ETIM 7.0	EC000438

UNSPSC

UNSPSC 13.2	39121421
UNSPSC 18.0	39121421
UNSPSC 19.0	39121421
UNSPSC 20.0	39121421
UNSPSC 21.0	39121421

## Approvals

Approvals

Approvals

CSA / UL Recognized / EAC / EAC

Ex Approvals

# Contact insert module - HC-M-02-AT-F-35 - 1417390

## Approvals

### Approval details

CSA		<a href="http://www.csagroup.org/services-industries/product-listing/">http://www.csagroup.org/services-industries/product-listing/</a>	13631
Nominal voltage UN		600 V	
Nominal current IN		100 A	
mm <sup>2</sup> /AWG/kcmil		2	

UL Recognized		<a href="http://database.ul.com/cgi-bin/XYV/template/LISEXT/1FRAME/index.htm">http://database.ul.com/cgi-bin/XYV/template/LISEXT/1FRAME/index.htm</a>	E118976
Nominal voltage UN		600 V	
Nominal current IN		127 A	
mm <sup>2</sup> /AWG/kcmil		2	

EAC			RU C- DE.AI30.B.01102
-----	--	--	--------------------------

EAC			RU C- DE.BL08.B.00511
-----	--	--	--------------------------

## Accessories

### Accessories

#### Module carrier frame

Module carrier frame - HC-M-B06-MFH-B - 1182085



Module carrier frame, size: B6, type : for the panel mounting side (a, b, c, ...), 4 mm<sup>2</sup> ... 6 mm<sup>2</sup>, application: Module carrier frame

## Contact insert module - HC-M-02-AT-F-35 - 1417390

### Accessories

#### Module carrier frame - HC-M-B10-MFH-B - 1182088



Module carrier frame, size: B10, type : for the panel mounting side (a, b, c, ...), 4 mm<sup>2</sup> ... 6 mm<sup>2</sup>, application: Module carrier frame

---

#### Module carrier frame - HC-M-B16-MFH-B - 1182090



Module carrier frame, size: B16, type : for the panel mounting side (a, b, c, ...), 4 mm<sup>2</sup> ... 6 mm<sup>2</sup>, application: Module carrier frame

---

#### Module carrier frame - HC-M-B24-MFH-B - 1182094



Module carrier frame, size: B24, type : for the panel mounting side (a, b, c, ...), 4 mm<sup>2</sup> ... 6 mm<sup>2</sup>, application: Module carrier frame

---

#### Module carrier frame - HC-M-B06-MFH-H - 1182087



Module carrier frame, size: B6, type : for the sleeve side (A, B, C, ...), 4 mm<sup>2</sup> ... 6 mm<sup>2</sup>, application: Module carrier frame

---

#### Module carrier frame - HC-M-B10-MFH-H - 1182089



Module carrier frame, size: B10, type : for the sleeve side (A, B, C, ...), 4 mm<sup>2</sup> ... 6 mm<sup>2</sup>, application: Module carrier frame

---



## Contact insert module - HC-M-02-AT-F-35 - 1417390

### Accessories

Module carrier frame - HC-M-B24-MFH-B - 1182094



Module carrier frame, size: B24, type : for the panel mounting side (a, b, c, ...), 4 mm<sup>2</sup> ... 6 mm<sup>2</sup>, application: Module carrier frame

Module carrier frame - HC-M-B24-MFH-H - 1182095



Module carrier frame, size: B24, type : for the sleeve side (A, B, C, ...), 4 mm<sup>2</sup> ... 6 mm<sup>2</sup>, application: Module carrier frame

### Mounting material

Cable lug - HC-M-MHR-PE16 - 1636981



Cable lug for HEAVYCON-MODULAR; PE connection extension to 16 mm<sup>2</sup>, for crimping with crimp pliers

### Screwdriver tools

Screwdriver - SF-BIT-HEX 4-89 S - 1200302



Screw bit, hexagon, E6.3-1/4" drive, size: Hex 4 x 89 mm, hardened, suitable for holder according to DIN 3126-F6.3/ISO 1173

### Socket spanner

Screwdriver - SF-THEX 4-150 - 1212640



T-handle screwdriver, for Allen screws, hexagonal (with chamfer), size: hex 4 x 150 mm, ergonomically shaped handle, matt chrome-plated

### Additional products

## Contact insert module - HC-M-02-AT-F-35 - 1417390

### Accessories

Contact insert module - HC-M-02-AT-M-35 - 1417392



Contact insert module, number of positions: 2, power contacts: 2, control contacts: 0, Pin, Axial screw connection, 1000 V, 100 A, 10 mm<sup>2</sup> ... 35 mm<sup>2</sup>, application: Power