

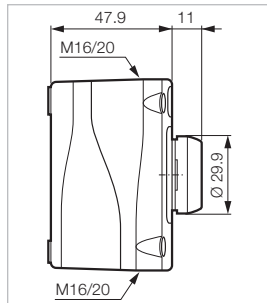
# Control Stations $\varnothing$ 22



## ▶ CONTROL STATIONS - NON-ILLUMINATED

 Technical Info (p. 103)

### SPRING RETURN - FLUSH

Part Number



- Green NO 
- Red NC 

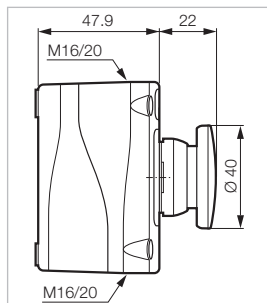
#### Marking






LBX10110  
LBX10610

LBX10110

### MUSHROOM HEAD $\varnothing$ 40 - SPRING RETURN



- Green NO 
- Red NC 
- Red NO 

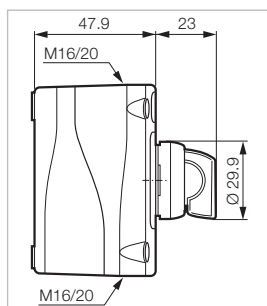
#### Marking




LBX107210  
LBX10210  
LBX130028

LBX10210

### SELECTOR SWITCH - WITH HANDLE



2 Maintained positions - 90°

- Black NO 

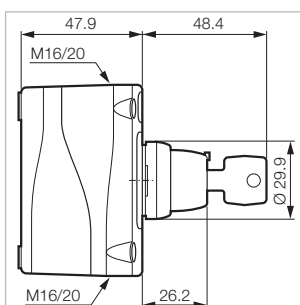
#### Marking



LBX12510


LBX12510

### SELECTOR SWITCH - WITH KEY



Supplied with 2 keys profile n° 455

2 Maintained positions - 90°  
Key free in position 0-1

- Black NO 

#### Marking



LBX12610

LBX12610