




Connectors > PCB Connectors > Backplane Connectors > High Speed Backplane Connectors



Number of Positions: 30  
Row-to-Row Spacing: 2 mm [.078 in]  
Mating Alignment: With  
Mating Alignment Type: Polarization  
Number of Rows: 6

Features

Product Type Features

Connector & Contact Terminates To	Printed Circuit Board
Connector System	Board-to-Board
Backplane Module Type	Left
PCB Connector Type	PCB Mount Receptacle
Shroud Style	Unshrouded

Configuration Features

Backplane Architecture	Traditional Backplane
Stackable	No
Number of Positions	30
Number of Rows	6
Number of Columns	5
PCB Mount Orientation	Right Angle

Electrical Characteristics

Operating Voltage	250 VAC
-------------------	---------



Signal Characteristics

Number of Differential Pairs per Column	3
---	---

Body Features

Shield Material	Phosphor Bronze
Guide Pin Style	ESD/HDI
Primary Product Color	Black

Contact Features

Contact Underplating Material	Nickel
PCB Contact Termination Area Plating Material Finish	Matte
Contact Mating Area Plating Material Thickness	.5 µm[19.68 µin]
Contact Shape & Form	Dual Beam
Contact Mating Area Plating Material	Tin (Sn)
Contact Base Material	Copper Alloy
PCB Contact Termination Area Plating Material	Tin
Contact Type	Receptacle
Contact Current Rating (Max)	1.15 A

Termination Features

Termination Method to PCB	Through Hole - Press-Fit
Termination Post & Tail Length	2.1 mm[.055 in][.083 in]

Mechanical Attachment

Guide Hardware	Without
PCB Mount Retention	With
Mating Retention	Without
PCB Mount Retention Type	Action/Compliant Tail
Mating Alignment	With
Mating Alignment Type	Polarization
Connector Mounting Type	Board Mount

Housing Features

Number of Shrouded Sides	0
Housing Material	Polyester - GF
Centerline (Pitch)	2.5 mm[.098 in]

Dimensions



PCB Thickness (Recommended)	1.4 mm
Connector Width	14.1 mm[.831 in]
PCB Hole Diameter	.05 mm[.002 in]
Connector Height	11.95 mm[.47 in]
Connector Length	20.99 mm[.826 in]
Row-to-Row Spacing	2 mm[.078 in]

Usage Conditions

Operating Temperature Range	-65 – 105 °C[-85 – 221 °F]
-----------------------------	----------------------------

Operation/Application

Circuit Application	Signal
---------------------	--------

Industry Standards

UL Flammability Rating	UL 94V-0
------------------------	----------

Packaging Features

Packaging Method	Tube
------------------	------

Product Compliance

For compliance documentation, visit the product page on TE.com>

EU RoHS Directive 2011/65/EU	Compliant
EU ELV Directive 2000/53/EC	Compliant
China RoHS 2 Directive MIIT Order No 32, 2016	No Restricted Materials Above Threshold
EU REACH Regulation (EC) No. 1907/2006	Current ECHA Candidate List: JAN 2025 (247) Candidate List Declared Against: JAN 2025 (247) Does not contain REACH SVHC
Halogen Content	Low Halogen - Br, Cl, F, I < 900 ppm per homogenous material. Also BFR/CFR/PVC Free
Solder Process Capability	Not applicable for solder process capability


Product Compliance Disclaimer

This information is provided based on reasonable inquiry of our suppliers and represents our current actual knowledge based on the information they provided. This information is subject to change. The part numbers that TE has identified as EU RoHS compliant have a maximum concentration of 0.1% by weight in homogenous materials for lead, hexavalent chromium, mercury, PBB, PBDE, DBP, BBP, DEHP, DIBP, and 0.01% for cadmium, or qualify for an exemption to these limits as defined in the Annexes of Directive 2011/65/EU (RoHS2). Finished electrical and electronic equipment products will be CE marked as required by Directive 2011/65/EU. Components may not be CE marked. Additionally, the part numbers that TE has identified as EU ELV compliant have a maximum concentration of 0.1% by weight in homogenous materials for lead, hexavalent chromium, and mercury, and 0.01% for cadmium, or qualify for an exemption to these limits




as defined in the Annexes of Directive 2000/53/EC (ELV). Regarding the REACH Regulation, the information TE provides on SVHC in articles for this part number is based on the latest European Chemicals Agency (ECHA) 'Guidance on requirements for substances in articles' posted at this URL: <https://echa.europa.eu/guidance-documents/guidance-on-reach>


Compatible Parts




TE Part # 5120969-1  
Z-PACK HS3 HDR ASY 6R 30P Sn




TE Part # 5120677-1  
Z-PACK HS3 HDR ASSY 6R 30P RH



TE Part # 5120678-1  
Z-PACK HS3 6R HDR ASSY 30P LH




TE Part # 5120681-1  
Z-PACK HS3 HDR ASSY 30P LH FT




TE Part # 5120681-2  
Z-PACK HS3 HDR ASSY 30P LH FT


Also in the Series | Z-PACK HS3



Connector Caps & Covers(2)




Connector Hardware(1)




High Speed Backplane Connectors(39)


Customers Also Bought



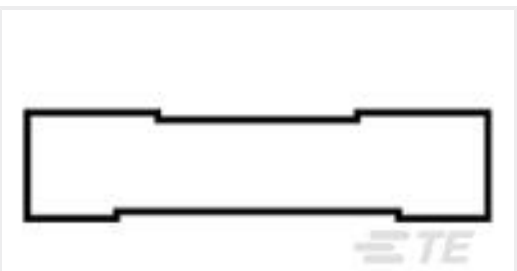
TE Part #1367147-3  
SFP COVER, UNPL, NO LOGO



TE Part #1-2176307-4  
RP 1E 0.1W 16K9 0.1% 25PPM 5K RL



TE Part #T4061310004-001  
M8 CABLE ST FEMALE 0.5M 4POS  
PVC CABLE



TE Part #55792-2  
PG BUTT SPLC 22-16COMM22-18MIL



Documents

Product Drawings

ZP HS3 DB 06R REC 030P LT PD

English

CAD Files

3D PDF

English

Customer View Model

ENG\_CVM\_5120789-1\_O1.2d\_dxf.zip

English

Customer View Model

ENG\_CVM\_5120789-1\_O1.3d\_igs.zip

English

Customer View Model

ENG\_CVM\_5120789-1\_O1.3d\_stp.zip

English

By downloading the CAD file I accept and agree to the [Terms and Conditions](#) of use.

Datasheets & Catalog Pages

High Speed Backplane Connectors catalog - Z-PACK HS3 Connector

English

Product Specifications

Application Specification

English