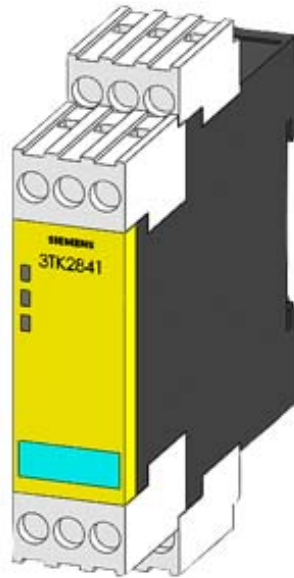


SIRIUS SAFETY RELAY WITH RELAY RELEASE CIRCUITS (RC), AC/DC 24V, 22.5MM, SCREW TERMINAL, RC INSTANT.: 2NO, RC DELAYED: 0NO, MC: 0NC, AUTOSTART, BASIC DEVICE, MAX. ACHIEVABLE SIL: 1, PL: C



General technical data:	
product brand name	SIRIUS
Product designation	safety relays
Design of the product	for EMERGENCY-STOP units
Protection class IP of the enclosure	IP40
Protection class IP of the terminal	IP20
Protection against electrical shock	finger-safe
Insulation voltage Rated value	300 V
Ambient temperature	
• during storage	-40 ... +80 °C
• during operation	-25 ... +60 °C
Air pressure acc. to SN 31205	90 ... 106 kPa
Relative humidity during operation	10 ... 95 %
Installation altitude at height above sea level maximum	2 000 m
Vibration resistance acc. to IEC 60068-2-6	5 ... 500 Hz: 0,075 mm
Shock resistance	8g / 10 ms
Surge voltage resistance Rated value	4 000 V
EMC emitted interference	EN 60947-5-1

Installation environment regarding EMC	This product is suitable for Class A environments only. It can cause undesired radio-frequency interference in residential environments. If this is the case, the user must take appropriate measures.
Equipment marking acc. to DIN 40719 extended according to IEC 204-2 acc. to IEC 750	KT
Equipment marking acc. to DIN EN 61346-2	F
Number of sensor inputs	1
• 1-channel or 2-channel	
Design of the cascading	none
Type of the safety-related wiring of the inputs	single-channel or single-channel and two-channel
Product property cross-circuit-proof	No
Safety Integrity Level (SIL)	SIL3
• acc. to IEC 61508	
SIL Claim Limit (subsystem) acc. to EN 62061	1
Performance level (PL)	e
• acc. to EN ISO 13849-1	
Category acc. to EN 954-1	3
Category acc. to EN ISO 13849-1	2
Hardware fault tolerance acc. to IEC 61508	1
Safety device type acc. to IEC 61508-2	Type A
PFHD with high demand rate acc. to EN 62061	0.00000000087 1/h
Average probability of failure on demand (PFDavg) with low demand rate acc. to IEC 61508	0.00000077 1/y
T1 value for proof test interval or service life acc. to IEC 61508	20 y
Number of outputs as contact-affected switching element	
• as NC contact	
— for signaling function instantaneous contact	0
• as NO contact	
— safety-related instantaneous contact	2
— safety-related delayed switching	0
Number of outputs as contact-less semiconductor switching element	
• safety-related	
— delayed switching	0
— instantaneous contact	0
• for signaling function	
— delayed switching	0
— instantaneous contact	0
Stop category acc. to DIN EN 60204-1	0

General technical data:

Design of input	
• cascading input/functional switching	No
• feedback input	Yes
• Start input	Yes
Type of electrical connection Plug-in socket	Yes
Operating frequency maximum	1 000 1/h
Switching capacity current	
• of the NO contacts of the relay outputs	
— at DC-13	
— at 24 V	6 A
— at 115 V	0.2 A
— at 230 V	0.1 A
— at AC-15	
— at 115 V	6 A
— at 230 V	6 A
Thermal current of the switching element with contacts maximum	5 A
Electrical endurance (switching cycles) typical	100 000
Mechanical service life (switching cycles) typical	10 000 000
Design of the fuse link for short-circuit protection of the NO contacts of the relay outputs required	gL/gG: 6 A, or quick: 10 A
DC resistance of the cable maximum	30 Ω
Cable length between sensor and electronic evaluation device with Cu 1.5 mm² and 150 nF/km maximum	1 000 m
Make time with automatic start	
• at DC maximum	200 ms
• at AC maximum	300 ms
Backslide delay time in the event of power failure	
• maximum	200 ms
Recovery time after opening of the safety circuits typical	200 ms
Recovery time after power failure typical	200 ms
Pulse duration	
• of the sensor input minimum	200 ms
• of the ON pushbutton input minimum	0.15 s

Control circuit/ Control:

Type of voltage of the control supply voltage	AC/DC
Control supply voltage frequency	
• 1 Rated value	50 Hz
• 2 Rated value	60 Hz
Control supply voltage 1	
• at DC Rated value	24 V

Control supply voltage 1 at AC	
<ul style="list-style-type: none"> • at 50 Hz Rated value • at 60 Hz Rated value 	<p>24 V</p> <p>24 V</p>
Operating range factor control supply voltage rated value of the magnet coil	
<ul style="list-style-type: none"> • at AC <ul style="list-style-type: none"> — at 50 Hz — at 60 Hz • at DC 	<p>0.85 ... 1.1</p> <p>0.85 ... 1.1</p> <p>0.85 ... 1.2</p>

Installation/ mounting/ dimensions:

mounting position	any
Mounting type	screw and snap-on mounting
Width	22.5 mm
Height	120 mm
Depth	120 mm

Connections/ Terminals:

Type of electrical connection	screw-type terminals
Type of connectable conductor cross-section	
<ul style="list-style-type: none"> • solid 	1x (0.5 ... 4.0 mm ²), 2x (0.5 ... 2.5 mm ²)
<ul style="list-style-type: none"> • finely stranded <ul style="list-style-type: none"> — with core end processing 	1x (0.5 ... 2.5 mm ²), 2x (0.5 ... 1.5 mm ²)
Type of connectable conductor cross-section for AWG conductors	
<ul style="list-style-type: none"> • solid 	2x (20 ... 14)
<ul style="list-style-type: none"> • stranded 	2x (20 ... 14)

Product Function:

Product function	
<ul style="list-style-type: none"> • Light barrier monitoring • Standstill monitoring • protective door monitoring • Automatic start • magnetically operated switch monitoring NC-NO • rotation speed monitoring • laser scanner monitoring • monitored start-up • Light array monitoring • magnetically operated switch monitoring NC-NC • EMERGENCY OFF function • Pressure-sensitive mat monitoring 	<p>No</p> <p>No</p> <p>Yes</p> <p>Yes</p> <p>No</p> <p>No</p> <p>No</p> <p>No</p> <p>No</p> <p>No</p> <p>Yes</p> <p>No</p>

Suitability for interaction press control	No
Suitability for use	
• Monitoring of floating sensors	Yes
• Monitoring of non-floating sensors	No
• safety switch	Yes
• position switch monitoring	Yes
• EMERGENCY-OFF circuit monitoring	Yes
• valve monitoring	No
• tactile sensor monitoring	No
• magnetically operated switch monitoring	No
• safety-related circuits	Yes

Certificates/ approvals:

Certificate of suitability	BG, SUVA, UL, CSA, EN 60204-1, EN ISO 12100, EN 954-1, IEC 61508
• TÜV (German technical inspectorate) certificate	Yes
• UL approval	Yes
• BG BIA certificate	Yes

General Product Approval	EMC	Functional Safety/Safety of Machinery
---------------------------------	------------	--



[Baumusterprüfbescheinigung](#)

Declaration of Conformity	Test Certificates	other	
----------------------------------	--------------------------	--------------	--



[spezielle Prüfbescheinigungen](#)
[n](#)

[Umweltbestätigung](#)

[Bestätigungen](#)

Further information

Information- and Downloadcenter (Catalogs, Brochures,...)

<http://www.siemens.com/industrial-controls/catalogs>

Industry Mall (Online ordering system)

<http://www.siemens.com/industrymall>

Cax online generator

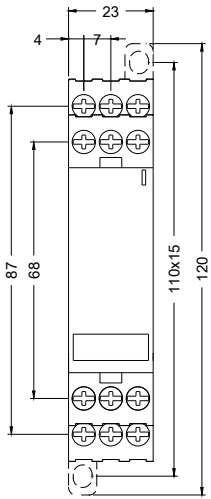
<http://support.automation.siemens.com/WW/CAXorder/default.aspx?lang=en&mlfb=3TK28241CB30>

Service&Support (Manuals, Certificates, Characteristics, FAQs,...)

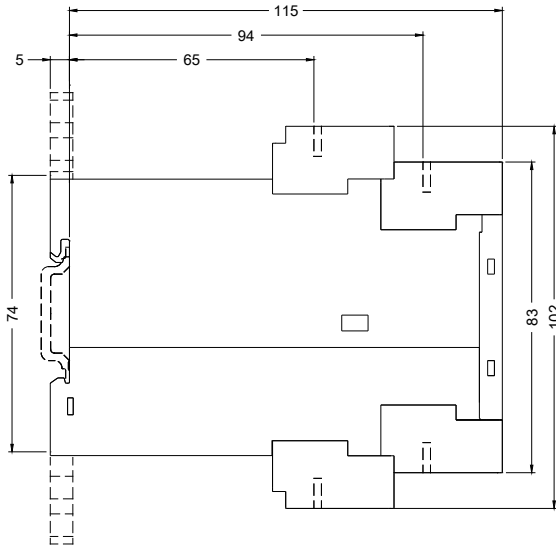
<https://support.industry.siemens.com/cs/ww/en/ps/3TK28241CB30>

Image database (product images, 2D dimension drawings, 3D models, device circuit diagrams, EPLAN macros, ...)

http://www.automation.siemens.com/bilddb/cax_de.aspx?mlfb=3TK28241CB30&lang=en



last modified:



17.07.2015