

EMC housing - HC-B 16-TMB-100/O1STM40G-EMV - 1604450


Please be informed that the data shown in this PDF Document is generated from our Online Catalog. Please find the complete data in the user's documentation. Our General Terms of Use for Downloads are valid (<http://phoenixcontact.com/download>)



HEAVYCON ADVANCE EMV sleeve housing B16, with bayonet locking, height 100 mm, with 1x M40 thread, straight cable outlet



Key commercial data

| | |
|--------------------------------------|--|
| Packing unit | 10 pc |
| GTIN |  4 017918 948139 |
| Weight per Piece (excluding packing) | 387.94 g |
| Custom tariff number | 85389099 |
| Country of origin | Germany |

Technical data

Dimensions

| | |
|-------------------------------|--------|
| Height | 100 mm |
| Width | 57 mm |
| Length | 126 mm |
| Length of the assembly cutout | 86 mm |
| Width of the assembly cutout | 35 mm |

Ambient conditions

| | |
|--------------------------------------|-------------------|
| Degree of protection of housing (IP) | IP65 |
| | IP67 |
| Ambient temperature (operation) | -40 °C ... 125 °C |

General

| | |
|------------------|---|
| Note | For contact inserts HC-B16, BB32, D40, DD72, HS6, HV6, M, K |
| Type | B16 |
| Housing type | Sleeve housing |
| Locking type | Bayonet locking |
| Cable exit | Straight |
| Screw connection | none |

EMC housing - HC-B 16-TMB-100/O1STM40G-EMV - 1604450

Technical data

General

| | |
|------------------------------|---|
| Type of the screw connection | 1x M40 |
| Housing material | Aluminum die-cast |
| Housing surface material | EMC coating, silver |
| Seal material | NBR, conductive |
| Material lock | High-grade steel |
| Material grip body interlock | PA-GF |
| Assembly instructions | In order to guarantee that the ground conductor contact functions even when plugged in at an angle, the two panel mounting flanges must have sufficient electrical contact with the metal mounting panel. |
| Connection | If insulating powder coating is present on the control cabinet panel, it should be removed from the profile gasket area in order to ensure optimum shielding. |

Classifications

eCl@ss

| | |
|------------|----------|
| eCl@ss 4.0 | 272607xx |
| eCl@ss 4.1 | 27260701 |
| eCl@ss 5.0 | 27143424 |
| eCl@ss 5.1 | 27143424 |
| eCl@ss 6.0 | 27371205 |
| eCl@ss 7.0 | 27371205 |
| eCl@ss 8.0 | 27440202 |

ETIM

| | |
|----------|----------|
| ETIM 2.0 | EC000437 |
| ETIM 3.0 | EC000437 |
| ETIM 4.0 | EC000437 |
| ETIM 5.0 | EC000437 |

UNSPSC

| | |
|---------------|----------|
| UNSPSC 6.01 | 31261502 |
| UNSPSC 7.0901 | 31261502 |
| UNSPSC 11 | 31261502 |
| UNSPSC 12.01 | 31261502 |
| UNSPSC 13.2 | 31261502 |

Approvals

Approvals

Approvals

EAC

EMC housing - HC-B 16-TMB-100/O1STM40G-EMV - 1604450

Approvals

Ex Approvals

Approvals submitted

Approval details

| |
|-----|
| EAC |
|-----|

Accessories

Accessories

Full screw connection

Cable gland - G-INS-M40-M68N-PNES-GY - 1411128



Cable gland, Cable gland material: Polyamide 6, External cable diameter 19 mm ... 28 mm, Shielding: No, Connecting thread: M40, Color: silver grey

Cable gland - G-INS-M40-M68N-PNES-BK - 1411137



Cable gland, Cable gland material: Polyamide 6, External cable diameter 19 mm ... 28 mm, Shielding: No, Connecting thread: M40, Color: jet black

Cable gland - G-INS-M40-M68N-NNES-S - 1411167



Cable gland, Cable gland material: Brass, nickel-plated, External cable diameter 19 mm ... 28 mm, Shielding: No, Connecting thread: M40, Color: silver

EMC housing - HC-B 16-TMB-100/O1STM40G-EMV - 1604450

Accessories

Cable gland - HC-M-KV-M40(27-34) - 1607729



Metal screw connection up to 5 bar, thread length: 8 mm, cable diameter: 27 ... 34 mm, WAF 50, screw connection: M40

Cable gland - G-INSEC-M40-M68N-NCRS-S - 1411192



Cable gland, Cable gland material: Brass, nickel-plated, External cable diameter 19 mm ... 27 mm, Shielding: Yes, Connecting thread: M40, Color: silver

Cable gland - HC-M-KV-Z-M40 - 1646175



Metal screw connection with strain relief clamp, thread length: 8 mm, cable sealing area: 24 - 33 mm, clamping area: 26 - 36 mm, SW 50, screw connection: M40

Panel mounting flange

Mounting flange - HC-B-BF - 1604641



Panel mounting flange for HEAVYCON ADVANCE TMB housing with bayonet locking

Mounting flange - HC-B-BF-SET - 1604654



Bayonet mounting flange set, consisting of 2 mounting flanges with 4 self-tapping Torx® head screws and 4 fan-type spacers

Plug for cable screw gland

EMC housing - HC-B 16-TMB-100/O1STM40G-EMV - 1604450

Accessories

Filler plugs - HC-M-BS-M40 - 1645875



Filler plug, metal, size: M40

Protective cover

Protective covers - HC-B 16-TMB-SD-IP65 - 1690956



HEAVYCON ADVANCE IP65 protective cover B16, with bayonet locking, with retaining cord, diameter of retaining cord eyelet 3 mm

Reducing adapter

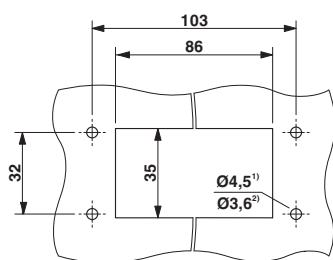
Reducing adapter - REDUC-M-KV-M40/M32 - 1647640



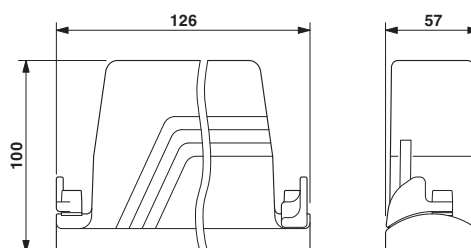
Reducing adapter, M40 on M32, incl. O-ring

Drawings

Dimensioned drawing



Dimensioned drawing



Panel cutout

²⁾ When self-tapping screws are used (Torx® 20, M4)