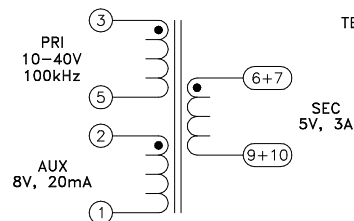
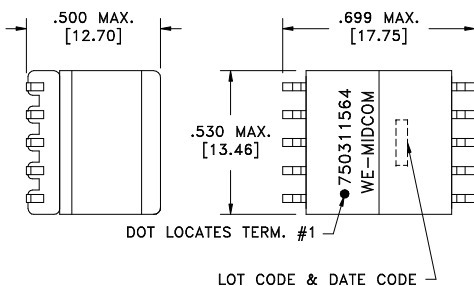
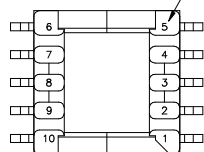


CUSTOMER TERMINAL	RoHS	LEAD(Pb)-FREE
Sn96%, Ag4%	Yes	Yes

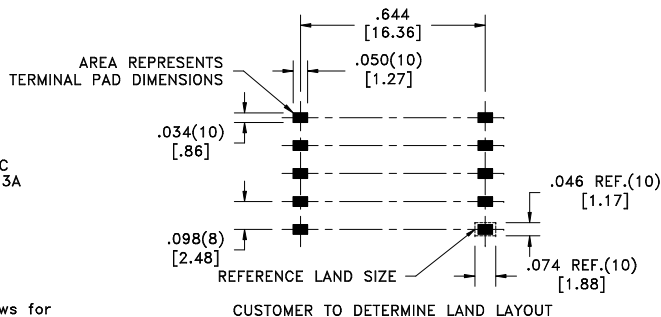
more than you expect



TERM. NO.'s FOR REF. ONLY



Application of the transformer allows for the leadwires between terminals 6&7 and 9 &10 solder bridge.



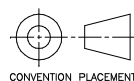
ELECTRICAL SPECIFICATIONS @ 25°C unless otherwise noted:

PARAMETER	TEST CONDITIONS	VALUE
D.C. RESISTANCE	1-2 @20°C	0.092 ohms ±10%
D.C. RESISTANCE	3-5 @20°C	0.036 ohms ±20%
D.C. RESISTANCE	6-9 tie(6+7, 9+10), @20°C	0.007 ohms ±20%
INDUCTANCE	3-5 10kHz, 100mVAC, Ls	9.07uH ±10%
SATURATION CURRENT	20% rolloff from initial	8A
LEAKAGE INDUCTANCE	3-5 tie(1+2, 6+7+9+10), 100kHz, 10mVAC, Ls	120nH typ., 250nH max.
DIELECTRIC	1-9 tie(2+3, 6+7), 1875VAC, 1 second	1500VAC, 1 minute
DIELECTRIC	1-5 625VAC, 1 second	500VAC, 1 minute
TURNS RATIO	(3-5):(2-1)	1.714:1, ±1%
TURNS RATIO	(3-5):(6-9), tie(6+7, 9+10)	3:1, ±1%

GENERAL SPECIFICATIONS:

OPERATING TEMPERATURE RANGE: -40°C to +125°C including temp rise.

REV.	DATE	Packaging Specifications
		Method: Tape & Reel PKG-0499 www.midcom-inc.com
6A	4/10	SEE REVISION SHEET FOR REVISION LEVEL



Tolerances unless otherwise specified:
 Angles: ±1° Decimals: ±.005 [.13]
 Fractions: ±1/64 Footprint: ±.005 [.13]

This drawing is dual dimensioned. Dimensions in brackets are in millimeters.

DRAWING TITLE
TRANSFORMER

eiSos p/n: 750311564

PART NO.
750311564

SPECIFICATION SHEET 1 OF 1