

Features

- Maximum operating pressure is 35 bar.
- Operating temperature range -20°C to +100°C.
- Material: Brass / Steel Nickel-Plated Finish
- Single Shut Off (One side is with valve)
- Euro Profile
- DN10
- Flow 3500 l/min
- Compatible with:
TST 410
PARKER - RECTUS 27
CEJN 410
TEMA 1700

RS PRO Pneumatic Quick Connect Coupling

RS Stock No.: 0325391



RS PRO is the own brand of RS. The RS PRO Seal of Approval is your assurance of professional quality, a guarantee that every part is rigorously tested, inspected, and audited against demanding standards. Making RS PRO the Smart Choice for our customers.

Product Description

RS PRO Series 27 Quick Connect Couplings

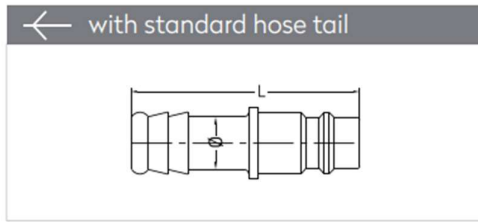
Pneumatic quick-connect coupling connectors are found across industry in pneumatic systems as diverse as robotic assembly lines and other equipment.

- Maximum operating pressure is 35 bar.
- Operating temperature range -20°C to +100°C.
- Material: Brass / Steel Nickel-Plated Finish
- Single Shut Off (One side is with valve)
- Euro Profile
- DN10
- Flow 3500 l/min
- Compatible with:
 - TST 410
 - PARKER - RECTUS 27
 - CEJN 410
 - TEMA 1700

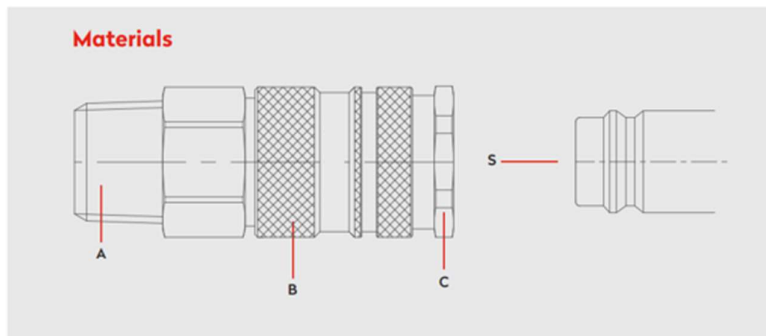
Specifications

| | |
|-------------------------------------|---|
| Manufacturer Series | 027 |
| Coupling Type | Quick Connect Coupling Plug |
| Connection Standard | DN 10 Euro Profile |
| Connection Standard Compatible With | CEJN 410, Rectus 27, TST 410, TEMA 1700 |
| Minimum Operating Temperature | -20°C |
| Maximum Operating Temperature | +100°C |
| Maximum Operating Pressure | 35bar |
| Flow | 3500 l/min |
| Flow Direction & Sealing | Through type coupling |
| Material | Steel |
| Finish | Nickel Plated |
| Connection Type | Hose Barb |
| Thread Size | N/A |
| Thread Standard | N/A |
| Thread Gender | N/A |
| Coupling Gender | Male |
| Threaded Connection | N/A |
| Seal material | N/A |
| Hose Barb Connection | 8mm |

Specifications



| Dimensions (mm) | | |
|-----------------|----|----|
| SW | L | ØD |
| - | 48 | 16 |



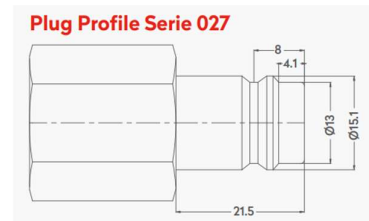
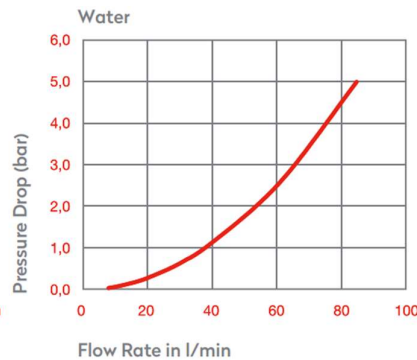
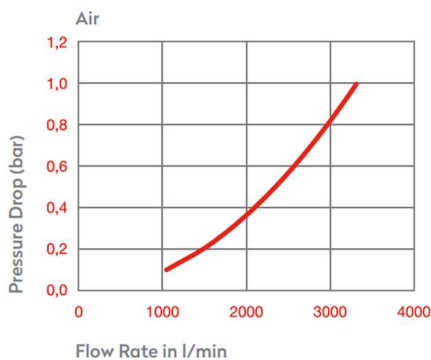
Material Code

A = Brass Nickel Plated

B = Steel Nickel Plated

C = Brass Nickel Plated

S = Steel Nickel Plated



Series 27 Quick Connect Couplings



0 - 35 bar
(0-508 PSI)



-20° to +100°C (NBR)
-4° to +212°F

Shut Off
Type



OM 300 - 00700
OM 100 - 01600
OM 300 - 01000

FLOW

3500 lt/min

DN

10 mm