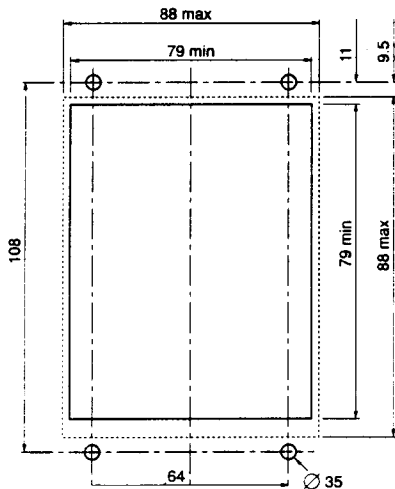


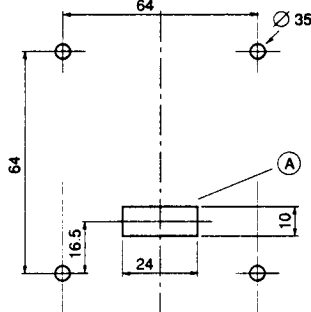
Interchangeable legend tile sets for use with this keypad are supplied separately. Please refer to the Storm 700/900 Series keypad legend tile specification sheet for details.

MOUNTING & CONNECTION DETAILS

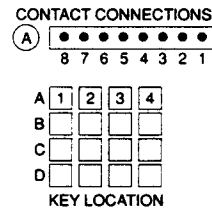
NOTE: FOR UNDER PANEL MOUNTING
USE UNDER PANEL MOUNTING CLIPS
PART NUMBER 70CL0000
2 PAIRS REQUIRED



PANEL CUTOUT & DRILLING DETAILS
FOR UNDER PANEL MOUNTING



PANEL CUTOUT & DRILLING DETAILS
FOR MOUNTING TO PANEL SURFACE



CONTACT MATRIX	
CONNEX. PIN	ROW/ COLUMN
1	A
2	B
3	1
4	2
5	3
6	4
7	D
8	C

All Dimensions in Millimetres (mm).

ELECTRICAL

Contact Bounce	5mS (max)
Contact Resistance	100 ohm (max)
Insulation Resistance	100 M ohms (min) at 480V DC
Breakdown Voltage (to case)	2500v AC (max 60 seconds)
Operating Voltage	24V DC (max)
Operating Current	50mA (max)

ENVIRONMENTAL

Water Sealed	BS5490 Class IP67/IEC529 Class IP67 when panel mounted
Humidity	90% RH at 40°C (104°F) -10 day (max) - Non-condensing
Operational Temperature	-55°C to +125°C (-67°F to +257°F)

MECHANICAL

Operational Life	2 x 10 ⁶ cycles
Keypop Travel	1.5mm nominal
Actuation Force	160gms Typical
Sealing Torque	0.14 - 0.16 Nm
Connector	Locking 0.1" pitch gold-plated square pin connector suitable for use with Molex 2695/6471 or 7720S series or similar female connectors

MATERIAL

Keypad Surface	Engineering Grade Silicone Rubber
Keypad Chassis	Anodised Aluminium
Contact Circuit	Gold on Nickel plated FR4 PCB