



Connectors > RF Connectors > Coax Connectors



RF Interface: **OSP**

RF Connector Style: **Jack**

RF Connector Mated Outer Diameter (Approximate): **7.62 mm [.3 in]**

Impedance: **50 Ω**

Compatible With RF Cable Type: **RG 402 Semi-Rigid**

Features

Product Type Features

RF Interface	OSP
RF Connector Style	Jack
Compatible With RF Cable Type	RG 402 Semi-Rigid
Connector System	Cable-to-Panel
Sealable	No
Connector & Contact Terminates To	Wire & Cable

Configuration Features

Number of Positions	1
Number of Coaxial Contacts	1

Electrical Characteristics

Impedance	50 Ω
-----------	------

Body Features

Cable Connector Orientation	Straight
Body Material	Stainless Steel
Body Material Finish	Passivated

Contact Features

RF Connector Center Contact Underplating Material	Copper
RF Connector Center Contact Plating Material	Gold (Au)
RF Connector Center Contact Material	Beryllium Copper

Termination Features



Termination Method to Wire & Cable	Crimp
------------------------------------	-------

Mechanical Attachment

Panel Attachment Style	Rear Mount
RF Connector Coupling Mechanism	Push-On
Connector Mounting Type	Panel Mount
Detent	Without

Dimensions

Panel Thickness (Recommended)	3.18 mm[.125 in]
RF Connector Mated Outer Diameter (Approximate)	7.62 mm[.3 in]

Operation/Application

Operating Frequency	22 GHz
---------------------	--------

Packaging Features

Packaging Method	Package
------------------	---------

Other

Dielectric Material	TFE Fluorocarbon
---------------------	------------------

Product Compliance

For compliance documentation, visit the product page on [TE.com](#)>

EU RoHS Directive 2011/65/EU	Compliant with Exemptions
EU ELV Directive 2000/53/EC	Compliant with Exemptions
China RoHS 2 Directive MIIT Order No 32, 2016	Restricted Materials Above Threshold
EU REACH Regulation (EC) No. 1907/2006	Current ECHA Candidate List: JAN 2025 (247) Candidate List Declared Against: JAN 2022 (223) SVHC > Threshold: Pb (4% in Component Part) Article Safe Usage Statements: Do not eat, drink or smoke when using this product. Wash thoroughly after handling. Recycle if possible and dispose of the article by following all applicable governmental regulations relevant to your geographic location.
Halogen Content	Not Yet Reviewed for halogen content
Solder Process Capability	Not applicable for solder process capability

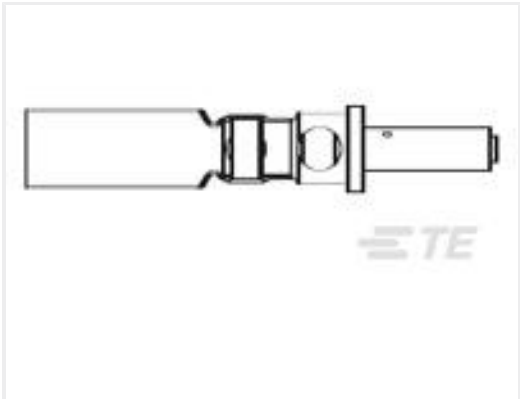
Product Compliance Disclaimer

This information is provided based on reasonable inquiry of our suppliers and represents our current actual knowledge based on the information they provided. This information is subject to change. The part numbers that TE has identified as EU RoHS compliant have a maximum concentration of 0.1% by weight in homogenous materials for lead, hexavalent

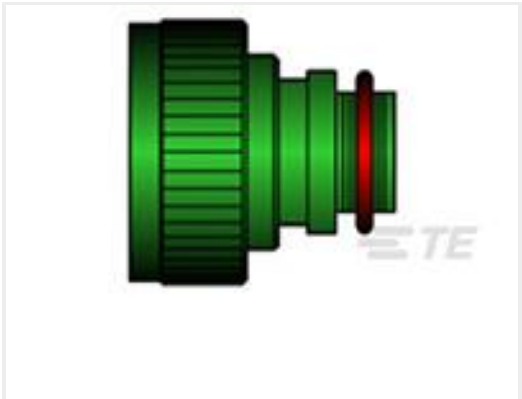


chromium, mercury, PBB, PBDE, DBP, BBP, DEHP, DIBP, and 0.01% for cadmium, or qualify for an exemption to these limits as defined in the Annexes of Directive 2011/65/EU (RoHS2). Finished electrical and electronic equipment products will be CE marked as required by Directive 2011/65/EU. Components may not be CE marked. Additionally, the part numbers that TE has identified as EU ELV compliant have a maximum concentration of 0.1% by weight in homogenous materials for lead, hexavalent chromium, and mercury, and 0.01% for cadmium, or qualify for an exemption to these limits as defined in the Annexes of Directive 2000/53/EC (ELV). Regarding the REACH Regulation, the information TE provides on SVHC in articles for this part number is based on the latest European Chemicals Agency (ECHA) 'Guidance on requirements for substances in articles' posted at this URL: <https://echa.europa.eu/guidance-documents/guidance-on-reach>

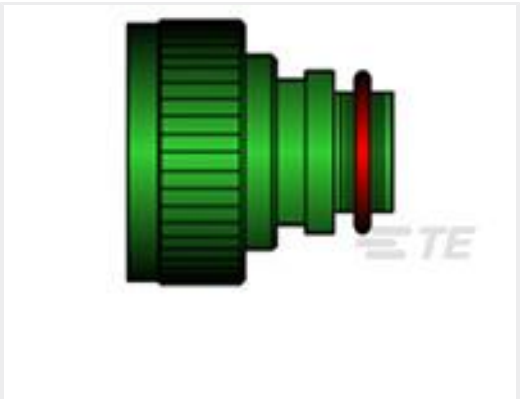
Customers Also Bought



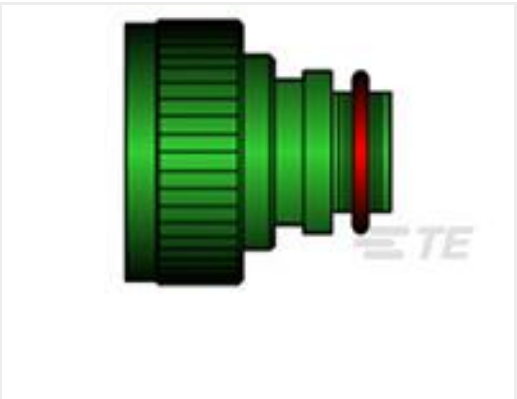
TE Part #165805-000
[D-602-0144](#)



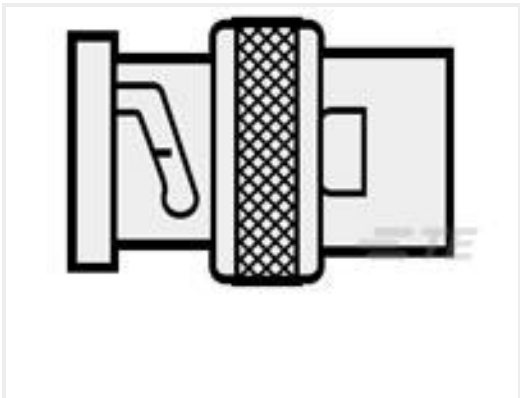
TE Part #293973-000
[TXR40AB00-1612AI](#)




TE Part #658819-000
[TXR40AB00-1006AI](#)



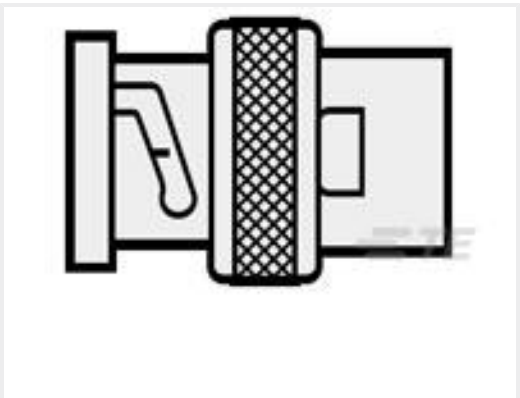
TE Part #554173-000
[TXR40AB00-1406AI](#)



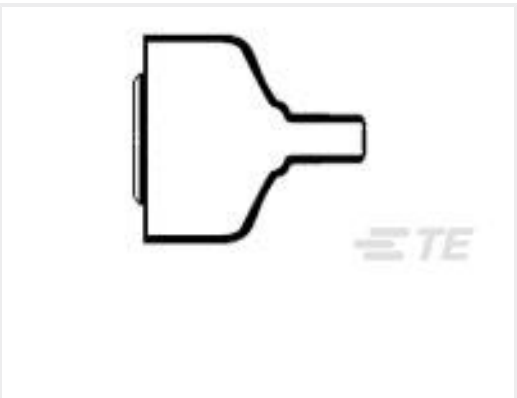
TE Part #900469-000
[RBD-50-M-00](#)




TE Part #980286-000
[242W042-25-0](#)




TE Part #918455-000
[RBD-75-S-00](#)



TE Part #806677-000
[214A032-25-0](#)



TE Part #430079-000
[7528A5314-0](#)



TE Part #4451903001
[0024A0311-0](#)

Documents

Product Drawings
[4504 7641 02](#)

English

CAD Files
[3D PDF](#)

3D

Customer View Model
[ENG_CVM_CVM_1059408-1_A.2d_dxf.zip](#)



English

Customer View Model

[ENG_CVM_CVM_1059408-1_A.3d_igs.zip](#)

English

Customer View Model

[ENG_CVM_CVM_1059408-1_A.3d_stp.zip](#)

English

By downloading the CAD file I accept and agree to the [Terms and Conditions](#) of use.

Datasheets & Catalog Pages

Blind Mate Connectors

English

Instruction Sheets

Instruction Sheet (U.S.)

English

OSP Bulkhead Feedthrough Cable Jack Rear Mount Compression Crimp Attachment 1059408-1

English