

Connector - SACC-M12MS-4SC M - 1513716

Please be informed that the data shown in this PDF Document is generated from our Online Catalog. Please find the complete data in the user's documentation. Our General Terms of Use for Downloads are valid (<http://phoenixcontact.com/download>)




Connector, 4-position, Plug straight M12, A-coded, Spring-cage connection, Knurl material: Zinc die-cast, nickel-plated, External cable diameter 4 mm ... 8 mm

Why buy this product

- ✓ Safe use in the field, thanks to a high degree of protection
- ✓ Flexible: connectors for on-site assembly
- ✓ Spring-cage connection: connect more securely, even in the case of shock and vibration, thanks to high contact forces



Key commercial data

Packing unit	1 pc
GTIN	 4 017918 946548
Weight per Piece (excluding packing)	17.86 g
Custom tariff number	85366990
Country of origin	Germany

Technical data

Dimensions

External diameter	4 mm ... 8 mm
Stripping length of the sheath	28 mm
Stripping length of the individual wire	10 mm

Ambient conditions

Ambient temperature (operation)	-40 °C ... 85 °C (Plug / socket)
Degree of protection	IP65

General

Rated current at 40°C	4 A
Rated voltage	250 V
Number of positions	4
Contact resistance	≤ 8 mΩ
Insulation resistance	≥ 100 MΩ

Connector - SACC-M12MS-4SC M - 1513716

Technical data

General

Coding	A - standard
Standards/regulations	M12 connector IEC 61076-2-101
Status display	No
Surge voltage category	II
Pollution degree	3
Connection method	Spring-cage connection
Conductor cross section	0.14 mm ² ... 0.5 mm ²
AWG conductor cross section	26 ... 20
Insertion/withdrawal cycles	≥ 100
Torque	0.4 Nm (M12 knurl)
	0.4 Nm (Connector with coupling sleeve)
	1.5 Nm (Pressure nut with coupling sleeve)
Assembly instructions	The wires can be connected both with ferrules and without ferrules

Material

Inflammability class according to UL 94	V0
Contact material	CuSn
Contact surface material	Ni/Au
Contact carrier material	PA 66
Material of grip body	PA 66
Material, knurls	Zinc die-cast, nickel-plated
Sealing material	Neoprene

Classifications

eCl@ss

eCl@ss 4.0	27140815
eCl@ss 4.1	27140815
eCl@ss 5.0	27260701
eCl@ss 5.1	27260701
eCl@ss 6.0	27279221
eCl@ss 7.0	27440104
eCl@ss 8.0	27440104

ETIM

ETIM 2.0	EC001121
ETIM 3.0	EC002062
ETIM 4.0	EC002062
ETIM 5.0	EC002062

UNSPSC

UNSPSC 6.01	31251501
-------------	----------

Connector - SACC-M12MS-4SC M - 1513716

Classifications

UNSPSC

UNSPSC 7.0901	31251501
UNSPSC 11	31251501
UNSPSC 12.01	31251501
UNSPSC 13.2	31251501

Approvals

Approvals

Approvals

UL Recognized / cUL Recognized / cULus Recognized

Ex Approvals

Approvals submitted

Approval details

UL Recognized	
Nominal current IN	4 A
Nominal voltage UN	300 V

cUL Recognized	
Nominal current IN	4 A
Nominal voltage UN	300 V

cULus Recognized	
------------------	--

Accessories

Accessories

Cable by the meter

Connector - SACC-M12MS-4SC M - 1513716

Accessories

Sensor/Actuator cable - SAC-5P-100,0-PUR/0,34 - 1501676



Cable ring, PUR halogen-free black, 5-pos., conductor colors: Brown/white/blue/black/green-yellow, cable length: 100 m

Protective cap

Sealing cap - PROT-M12 FS-PA-CHAIN - 1430873

M12 sealing cap made of plastic with fixing band, for sensor cables, for free M12 sockets



Screwdriver tools

Tool - SACC BIT M12-D20 - 1208445



Nut for assembling SACC M12 connectors for free assembly, excluding M12 connectors with QUICKON fast connection technology, for 4 mm hexagonal drive

Adapter insert - TSD-M SAC-BIT ADAPTER - 1212600



Adapter bit for TSD-M...torque tools, E6.3-1/4" drive with 4 mm hexagon to accommodate SAC bits

Torque tool

Torque screwdriver - TSD 04 SAC - 1208429



Torque screwdriver, with preset torque of 0.4 Nm and 4 mm hexagonal drive for M12 connectors

Connector - SACC-M12MS-4SC M - 1513716

Accessories

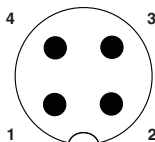
Torque screwdriver - TSD-M 1,2NM - 1212224



Torque screw driver, accuracy as per EN ISO 6789 standard, adjustable from 0.3 - 1.2 Nm

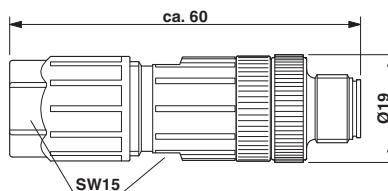
Drawings

Schematic diagram



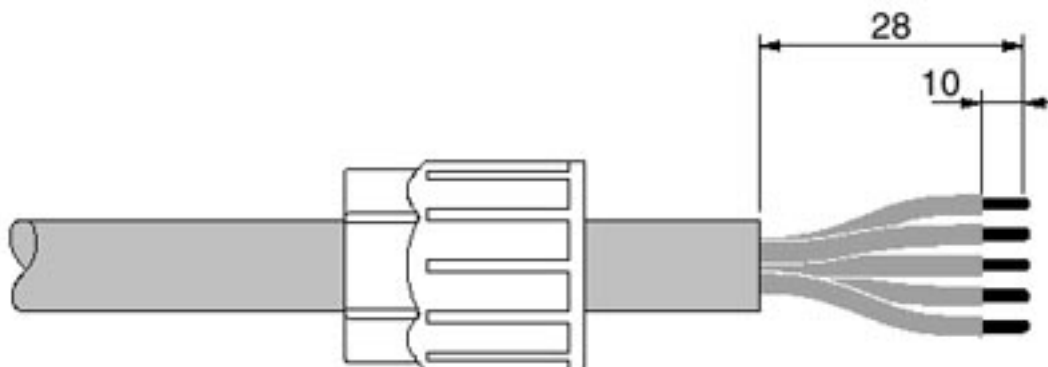
Pin assignment M12 plug, 4-pos., A-coded, view plug side

Dimensioned drawing



M12 x 1 plug, straight

Functional drawing



Strip 28 mm off the cable, 35 mm in the case of the angled version, strip single wires, push the pressure nut onto the cable. Slide the wires through the sleeve housing and connect, screw sleeve housing to the plug insert, screw the pressure nut tight.