

VDFK 4/K-DP - Panel feed-through terminal block



0709220

<https://www.phoenixcontact.com/gb/products/0709220>

Please be informed that the data shown in this PDF document is generated from our online catalog. Please find the complete data in the user documentation. Our general terms of use for downloads are valid.



Panel feed-through terminal block, connection method: Screw connection with tension sleeve, Solder connection, number of positions: 1, load current: 32 A, cross section: 0.2 mm² - 6 mm², connection direction of the conductor to plug-in direction: 0 °, width: 10 mm, color: gray

Your advantages

- Easy fixing using plastic knurled nut or quick mounting wedge
- Touch-proof insulating housing
- Terminal blocks can be grouped
- Spacer plates increase clearances and creepage distances
- Strain relief can be snapped on as an option
- Universal screw connection with screw locking

Commercial data

Item number	0709220
Packing unit	50 pc
Minimum order quantity	50 pc
Note	Made to order (non-returnable)
Sales key	AA1ACB
Product key	AA1ACB
Catalog page	Page 643 (C-1-2013)
GTIN	4017918117016
Weight per piece (including packing)	5.23 g
Weight per piece (excluding packing)	4.736 g
Customs tariff number	85369010
Country of origin	PL

VDFK 4/K-DP - Panel feed-through terminal block



0709220

<https://www.phoenixcontact.com/gb/products/0709220>

Technical data

Product properties

Product type	Panel feed-through terminal block
Product family	VDFK 4
Number of positions	1
Pitch	10 mm
Number of connections	2
Number of rows	1

Insulation characteristics

Overvoltage category	III
Degree of pollution	3

Electrical properties

Properties

Nominal current I_N	32 A
Nominal voltage U_N	500 V
Rated voltage (III/3)	500 V
Rated surge voltage (III/3)	6 kV

Connection data

Connection technology

Connector system	VDFK 4
Nominal cross section	4 mm ²

Conductor connection exterior

Connection method	Screw connection with tension sleeve
Connection direction of the conductor to plug-in direction	0 °
Conductor cross section rigid	0.2 mm ² ... 6 mm ²
Conductor cross section flexible	0.2 mm ² ... 4 mm ²
Conductor cross section flexible, with ferrule without plastic sleeve	0.25 mm ² ... 4 mm ²
Conductor cross section, flexible, with ferrule, with plastic sleeve	0.25 mm ² ... 4 mm ²
2 conductors with same cross section, solid	0.2 mm ² ... 1.5 mm ²
2 conductors with same cross section, flexible	0.2 mm ² ... 1.5 mm ²
2 conductors with same cross section, flexible, with ferrule without plastic sleeve	0.25 mm ² ... 1.5 mm ²
2 conductors with the same cross section, flexible, with TWIN ferrule with plastic sleeve	0.5 mm ² ... 2.5 mm ²
Internal cylindrical gage	A4
Stripping length	8 mm
Tightening torque	0.6 Nm ... 0.8 Nm

Conductor connection interior

VDFK 4/K-DP - Panel feed-through terminal block



0709220

<https://www.phoenixcontact.com/gb/products/0709220>

Connection method	Solder connection
Connection direction of the conductor to plug-in direction	0 °

Material specifications

Material data - contact

Note	WEEE/RoHS-compliant, free of whiskers according to IEC 60068-2-82/JEDEC JESD 201
Contact material	Cu alloy
Surface characteristics	tin-plated

Material data - housing

Color (Housing)	gray (7042)
Insulating material	PA
Insulating material group	I
CTI according to IEC 60112	600
Flammability rating according to UL 94	V0
Glow wire flammability index GWFI according to EN 60695-2-12	850
Glow wire ignition temperature GWIT according to EN 60695-2-13	775
Temperature for the ball pressure test according to EN 60695-10-2	125 °C

Notes

Safety note

Safety note	<ul style="list-style-type: none">• WARNING: Only electrically qualified personnel may install and operate the product. They must observe the following safety notes. The qualified personnel must be familiar with the basics of electrical engineering. They must be able to recognize and prevent danger. The relevant symbol on the packaging indicates that only personnel familiar with electrical engineering are allowed to install and operate the product.• The installation notes/Design In documents online on the download page at phoenixcontact.com/products must be observed for this product.• The cable entry funnel is not safe to touch. Never connect or disconnect the terminal when it is energized. Take appropriate steps to ensure touch protection.• To maintain the nominal voltage, cast the terminals on the inside.• There is no electrical contact to the housing. Make sure that protective grounding is provided for green/yellow color variants and articles marked with PE.
-------------	--------------------------------------------------------------------------------------------------------------------------------------------------------------------------------------------------------------------------------------------------------------------------------------------------------------------------------------------------------------------------------------------------------------------------------------------------------------------------------------------------------------------------------------------------------------------------------------------------------------------------------------------------------------------------------------------------------------------------------------------------------------------------------------------------------------------------------------------------------------------------------------------------------------------------------------------------------------------------------------------------------------------------------------------------------------------------------------------------------------------------------

Dimensions

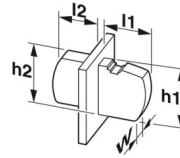
VDFK 4/K-DP - Panel feed-through terminal block



0709220

<https://www.phoenixcontact.com/gb/products/0709220>

Dimensional drawing



Pitch	10 mm
Width [w]	10 mm
Height [h]	20.5 mm
Length [l]	25.5 mm

External dimensions

Height [h1]	20.5 mm
Length [l1]	10.9 mm

Internal dimensions

Height [h2]	9.8 mm
Length [l2]	13.6 mm

Electrical tests

Air clearances and creepage distances | 1. Insulation coordination

Application	Internal part molded
Insulating material group	I
Comparative tracking index (IEC 60112)	CTI 600
Rated insulation voltage (III/3)	500 V
Rated surge voltage (III/3)	6 kV
minimum clearance value - non-homogenous field (III/3)	5.5 mm
minimum creepage distance (III/3)	6.3 mm

Environmental and real-life conditions

Ambient conditions

Ambient temperature (operation)	-40 °C ... 105 °C (Depending on the current carrying capacity/derating curve)
Ambient temperature (storage/transport)	-40 °C ... 70 °C
Relative humidity (storage/transport)	30 % ... 70 %
Ambient temperature (assembly)	-5 °C ... 100 °C

Packaging specifications

Type of packaging	packed in cardboard
-------------------	---------------------

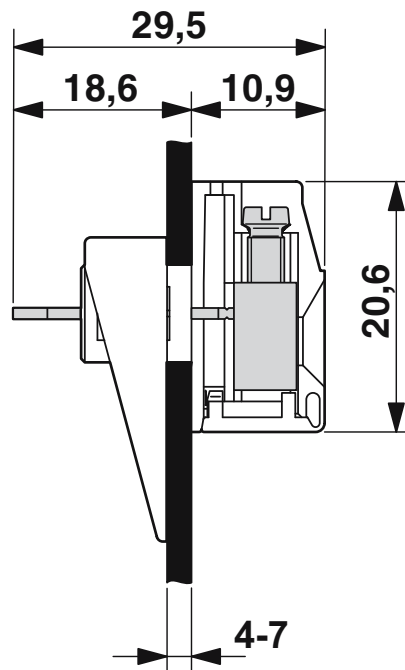
VDFK 4/K-DP - Panel feed-through terminal block

0709220

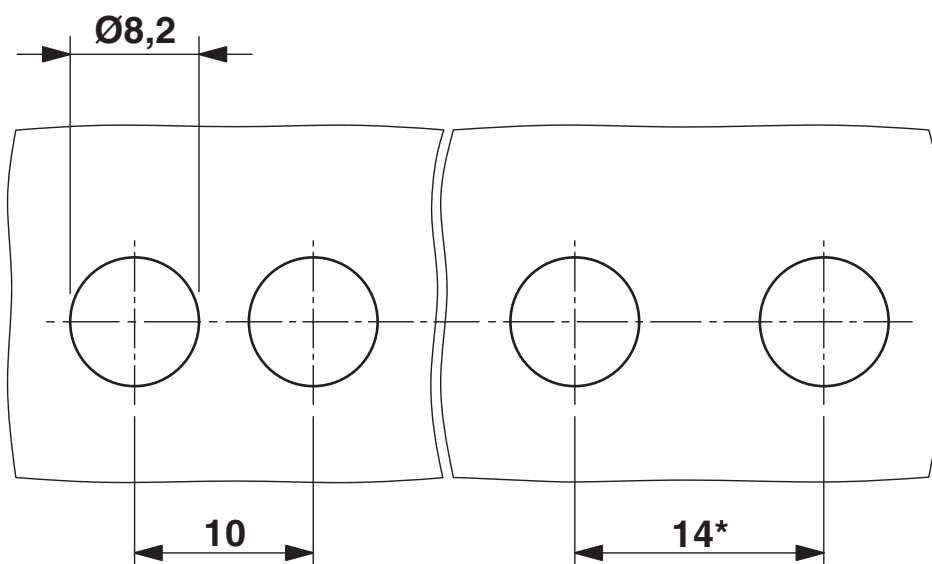
<https://www.phoenixcontact.com/gb/products/0709220>

Drawings

Dimensional drawing



Dimensional drawing



VDFK 4/K-DP - Panel feed-through terminal block





0709220


<https://www.phoenixcontact.com/gb/products/0709220>


Approvals


To download certificates, visit the product detail page: <https://www.phoenixcontact.com/gb/products/0709220>

 CSA Approval ID: 13631				
	Nominal voltage U_N	Nominal current I_N	Cross section AWG	Cross section mm^2
Use group B	300 V	30 A	28 - 10	-
Use group C	150 V	30 A	28 - 10	-
Use group D	300 V	10 A	28 - 10	-

 cULus Recognized Approval ID: E60425-19770427				
	Nominal voltage U_N	Nominal current I_N	Cross section AWG	Cross section mm^2
Use group B	300 V	30 A	30 - 10	-
Use group C	150 V	30 A	30 - 10	-
Use group D	300 V	10 A	30 - 10	-

 ATEX Approval ID: ExTR17.0071				
	Nominal voltage U_N	Nominal current I_N	Cross section AWG	Cross section mm^2
	275 V	32 A	-	0.2 - 4

 CCC Approval ID: 2020322313003276				
---------------------------------------------------------------------------------------------------------------------------------	--	--	--	--

 IECEx Approval ID: IECExDEK17.0.60U				
	Nominal voltage U_N	Nominal current I_N	Cross section AWG	Cross section mm^2
	275 V	32 A	-	0.2 - 4

VDFK 4/K-DP - Panel feed-through terminal block



0709220

<https://www.phoenixcontact.com/gb/products/0709220>

Classifications

ECLASS

ECLASS-13.0	27141134
-------------	----------

ETIM

ETIM 9.0	EC001283
----------	----------

UNSPSC

UNSPSC 21.0	39121400
-------------	----------

VDFK 4/K-DP - Panel feed-through terminal block



0709220

<https://www.phoenixcontact.com/gb/products/0709220>

Environmental product compliance

EU RoHS

Fulfills EU RoHS substance requirements	Yes, No exemptions
-----------------------------------------	--------------------

China RoHS

Environment friendly use period (EFUP)	EFUP-E
	No hazardous substances above the limits

EU REACH SVHC

REACH candidate substance (CAS No.)	No substance above 0.1 wt%
-------------------------------------	----------------------------

Phoenix Contact 2025 © - all rights reserved
<https://www.phoenixcontact.com>

PHOENIX CONTACT Ltd
Halesfield 13, Telford
Shropshire, TF7 4PG
01952 681700
info@phoenixcontact.co.uk