

## Features

- Maximum operating pressure is 35 bar.
- Operating temperature range -20°C to +100°C.
- Material: Brass / Steel Nickel-Plated Finish
- Single Shut Off (One side is with valve)
- Euro Profile
- DN7.8
- Flow 1800 l/min
- Compatible with:  
TST SWING COUPLING C  
TST 026  
PARKER - RECTUS 25, 26  
CEJN 320  
JWL 520, 530  
PARKER PEF  
LEGRIS

## RS PRO Pneumatic Quick Connect Coupling

RS Stock No.: 0325470



RS PRO is the own brand of RS. The RS PRO Seal of Approval is your assurance of professional quality, a guarantee that every part is rigorously tested, inspected, and audited against demanding standards. Making RS PRO the Smart Choice for our customers.

## Product Description

### RS PRO Series 25 Quick Connect Couplings

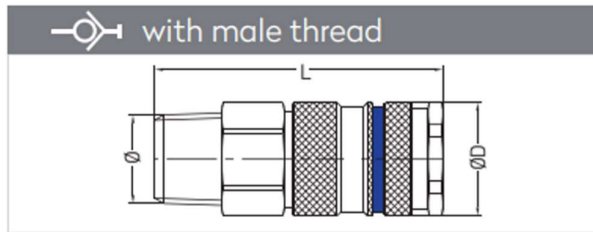
Pneumatic quick-connect coupling connectors are found across industry in pneumatic systems as diverse as robotic assembly lines and other equipment.

- Maximum operating pressure is 35 bar.
- Operating temperature range -20°C to +100°C.
- Material: Brass / Steel Nickel-Plated Finish
- Single Shut Off (One side is with valve)
- Euro Profile
- DN7.8
- Flow 1800 l/min
- Compatible with:  
TST SWING COUPLING C  
TST 026  
PARKER - RECTUS 25, 26  
CEJN 320  
JWL 520, 530  
PARKER PEF  
LEGRIS

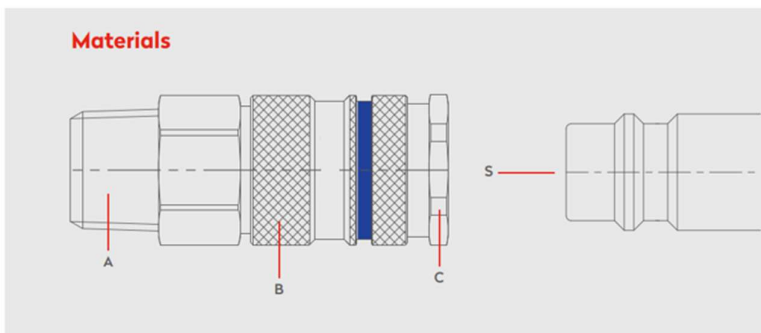
## Specifications

|                                     |  |
|-------------------------------------|--|
| Manufacturer Series                 | 025  |
| Coupling Type                       | Quick Connect Coupling Socket  |
| Connection Standard                 | DN 7.8 Euro Profile  |
| Connection Standard Compatible With | TST SWING COUPLING C; TST 026 ; PARKER - RECTUS 25, 26; CEJN 320; JWL 520, 530; PARKER PEF; LEGRIS |
| Minimum Operating Temperature       | -20°C  |
| Maximum Operating Temperature       | +100°C   |
| Maximum Operating Pressure          | 35bar  |
| Flow                                | 1800 l/min   |
| Flow Direction & Sealing            | Self-sealing coupling  |
| Material                            | Brass, Steel   |
| Finish                              | Nickel Plated  |
| Connection Type                     | Threaded   |
| Thread Size                         | M14  |
| Thread Standard                     | Metric   |
| Thread Gender                       | Male   |
| Coupling Gender                     | Male   |
| Threaded Connection                 | Metric M14 Male  |
| Seal material                       | Nitrile Rubber   |
| Hose Barb Connection                | N/A  |

## Specifications

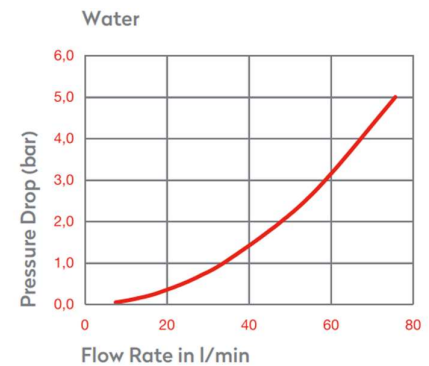
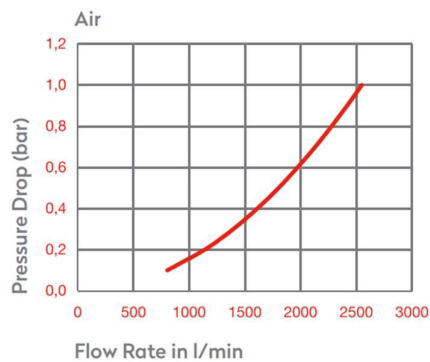


| Dimensions (mm) |      |    |
|-----------------|------|----|
| SW              | L    | ØD |
| 19              | 59.3 | 23 |



### Material Code

A = Brass Nickel Plated  
 B = Steel Nickel Plated  
 C = Brass Nickel Plated  
 S = Steel Nickel Plated



## Series 25 Quick Connect Couplings

|  |  |             |                                       |                      |               |
|--|--|-------------|---------------------------------------|----------------------|---------------|
|  | 0 - 35 bar<br>(0-508 PSI)                    |             | -20° to +100°C (NBR)<br>-4° to +212°F | <b>Shut Off Type</b> |               |
|  | OM 250 - 00500<br>OM 100 - 01000<br>025GCOOM | <b>FLOW</b> | 1800 lt/min                           | <b>DN</b>            | <b>7.8 mm</b> |