

A9F07432

Miniature circuit-breaker, Acti9 iC60H, 4P, 32 A, C curve, 10000 A (IEC 60898-1), 15 kA (IEC 60947-2)



Main

Device application	Distribution
Range	Acti 9
Product name	Acti9 iC60
Product or component type	Miniature circuit-breaker
Device short name	IC60H
Poles description	4P
Number of protected poles	4
[In] rated current	32 A
Network type	DC AC
Trip unit technology	Thermal-magnetic
Curve code	C
Breaking capacity	10000 A Icn at 400 V AC 50/60 Hz conforming to EN/IEC 60898-1 42 KA Icu at 12...60 V AC 50/60 Hz conforming to EN/IEC 60947-2 10 KA Icu at 440 V AC 50/60 Hz conforming to EN/IEC 60947-2 15 KA Icu at 380...415 V AC 50/60 Hz conforming to EN/IEC 60947-2 30 KA Icu at 220...240 V AC 50/60 Hz conforming to EN/IEC 60947-2 42 KA Icu at 100...133 V AC 50/60 Hz conforming to EN/IEC 60947-2 15 kA Icu at <= 250 V DC conforming to EN/IEC 60947-2
Utilisation category	Category A conforming to EN 60898-1 Category A conforming to IEC 60898-1
Suitability for isolation	Yes conforming to EN 60898-1 Yes conforming to EN 60947-2 Yes conforming to IEC 60898-1 Yes conforming to IEC 60947-2
Standards	IEC 60898-1 IEC 60947-2 EN 60898-1 EN 60947-2

The information provided in this documentation contains general descriptions and/or technical characteristics of the performance of the products contained herein. This documentation is not intended as a substitute for and is not to be used for determining suitability or reliability of these products for specific user applications. It is the duty of any such user or integrator to perform the appropriate and complete risk analysis, evaluation and testing of the products with respect to the relevant specific application or use thereof. Neither Schneider Electric Industries SAS nor any of its affiliates or subsidiaries shall be responsible or liable for misuse of the information contained herein.





Complementary

Network frequency	50/60 Hz
Magnetic tripping limit	8 x In +/- 20 %
[Ics] rated service breaking capacity	15 KA 50 % conforming to EN 60947-2 - 220...240 V AC 50/60 Hz 7.5 KA 50 % conforming to EN 60947-2 - 380...415 V AC 50/60 Hz 5 KA 50 % conforming to EN 60947-2 - 440 V AC 50/60 Hz 15 KA 50 % conforming to IEC 60947-2 - 220...240 V AC 50/60 Hz 7.5 KA 50 % conforming to IEC 60947-2 - 380...415 V AC 50/60 Hz 5 KA 50 % conforming to IEC 60947-2 - 440 V AC 50/60 Hz 7500 A 75 % conforming to EN 60898-1 - 400 V AC 50/60 Hz 7500 A 75 % conforming to IEC 60898-1 - 400 V AC 50/60 Hz 21 KA 50 % conforming to IEC 60947-2 - 12...133 V AC 50/60 Hz 21 KA 50 % conforming to EN 60947-2 - 12...133 V AC 50/60 Hz 15 KA 100 % conforming to IEC 60947-2 - 180...250 V DC 15 KA 100 % conforming to EN 60947-2 - 180...250 V DC
Limitation class	3 conforming to EN 60898-1 3 conforming to IEC 60898-1
[Ui] rated insulation voltage	500 V AC 50/60 Hz conforming to EN 60947-2 500 V AC 50/60 Hz conforming to IEC 60947-2
[Uimp] rated impulse withstand voltage	6 KV conforming to EN 60947-2 6 kV conforming to IEC 60947-2
Contact position indicator	Yes
Control type	Toggle
Local signalling	Trip indicator
Mounting support	DIN rail
9 mm pitches	8
Height	91 mm
Width	72 mm
Depth	78.5 mm
Net weight	0.5 kg
Colour	White
Mechanical durability	20000 cycles
Electrical durability	10000 cycles
Connections - terminals	Double terminal (top or bottom) 1...35 mm ² rigid Double terminal (top or bottom) 1...25 mm ² flexible
Wire stripping length	14 mm for top or bottom connection
Tightening torque	3.5 N.m top or bottom
Earth-leakage protection	Separate block

Environment

IP degree of protection	IP20 conforming to IEC 60529 IP20 conforming to EN 60529
Pollution degree	3
Overvoltage category	IV
Tropicalisation	2
Relative humidity	95 % at 55 °C
Ambient air temperature for operation	-35...70 °C
Ambient air temperature for storage	-40...85 °C

Offer Sustainability

Sustainable offer status	Green Premium product
REACH Regulation	 REACH Declaration
EU RoHS Directive	Compliant  EU RoHS Declaration
Mercury free	Yes
RoHS exemption information	 Yes
China RoHS Regulation	 China RoHS Declaration

WEEE

The product must be disposed on European Union markets following specific waste collection and never end up in rubbish bins
