

## PCB terminal block - PT 2,5/ 5-7,5-V - 1987986

Please be informed that the data shown in this PDF Document is generated from our Online Catalog. Please find the complete data in the user's documentation. Our General Terms of Use for Downloads are valid (<http://phoenixcontact.com/download>)

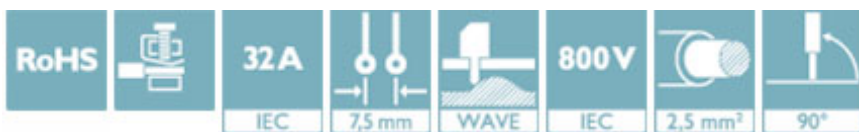
PCB terminal block, Nominal current: 32 A, Nom. voltage: 800 V, Pitch: 7.5 mm, Number of positions: 5, Connection method: Screw connection with wire protector, Mounting: Wave soldering, Conductor/PCB connection direction: 90 °, Color: green



The figure shows a 10-position version of the product

### Why buy this product

- Well-known connection principle allows worldwide use
- Low temperature rise, thanks to maximum contact force
- High terminal block capacity thanks to rectangular terminal block space
- Allows connection of two conductors
- The latching on the side enables various numbers of positions to be combined



### Key Commercial Data

Packing unit	100 STK
GTIN	
GTIN	4046356036511
Weight per Piece (excluding packing)	6.840 g
Custom tariff number	85369010
Country of origin	Poland
Note	Made to Order (non-returnable)

### Technical data

#### Dimensions

Length	13.5 mm
Pitch	7.5 mm
Dimension a	30.00 mm
Width	37.50 mm
Constructional height	9 mm
Height	13.1 mm

# PCB terminal block - PT 2,5/ 5-7,5-V - 1987986

## Technical data

### Dimensions

Solder pin [P]	4.1 mm
Pin dimensions	1,0 mm
Pin spacing	7.50 mm
Hole diameter	1.3 mm

### General

Range of articles	PT 2,5/..-V
Insulating material group	I
Rated surge voltage (III/3)	6 kV
Rated surge voltage (III/2)	6 kV
Rated surge voltage (II/2)	6 kV
Rated voltage (III/3)	500 V
Rated voltage (III/2)	800 V
Rated voltage (II/2)	1000 V
Connection in acc. with standard	EN-VDE
Nominal current $I_N$	32 A
Nominal cross section	2.5 mm <sup>2</sup>
Maximum load current	32 A (current values dependent on no. of pos., dimensioning of printed circuits, and ambient temperature)
Insulating material	PA
Solder pin surface	Sn
Flammability rating according to UL 94	V0
Internal cylindrical gage	A3
Stripping length	6.5 mm
Number of positions	5
Screw thread	M3
Tightening torque, min	0.45 Nm
Tightening torque max	0.5 Nm

### Connection data

Conductor cross section solid min.	0.5 mm <sup>2</sup>
Conductor cross section solid max.	4 mm <sup>2</sup>
Conductor cross section flexible min.	0.5 mm <sup>2</sup>
Conductor cross section flexible max.	4 mm <sup>2</sup>
Conductor cross section flexible, with ferrule without plastic sleeve min.	0.5 mm <sup>2</sup>
Conductor cross section flexible, with ferrule without plastic sleeve max.	2.5 mm <sup>2</sup>
Conductor cross section flexible, with ferrule with plastic sleeve min.	0.5 mm <sup>2</sup>
Conductor cross section flexible, with ferrule with plastic sleeve max.	2.5 mm <sup>2</sup>
Conductor cross section AWG min.	20
Conductor cross section AWG max.	10
2 conductors with same cross section, solid min.	0.5 mm <sup>2</sup>
2 conductors with same cross section, solid max.	1.5 mm <sup>2</sup>

# PCB terminal block - PT 2,5/ 5-7,5-V - 1987986

## Technical data

### Connection data

2 conductors with same cross section, stranded min.	0.5 mm <sup>2</sup>
2 conductors with same cross section, stranded max.	1.5 mm <sup>2</sup>
2 conductors with same cross section, stranded, ferrules without plastic sleeve, min.	0.5 mm <sup>2</sup>
2 conductors with same cross section, stranded, ferrules without plastic sleeve, max.	0.75 mm <sup>2</sup> The technical data regarding clamping with ferrules applies only when using crimping pliers ZA 3. When using ferrules, it is necessary to take into account possible restrictions regarding nominal voltage.
2 conductors with same cross section, stranded, TWIN ferrules with plastic sleeve, min.	0.5 mm <sup>2</sup>
2 conductors with same cross section, stranded, TWIN ferrules with plastic sleeve, max.	1.5 mm <sup>2</sup> The technical data regarding clamping with ferrules applies only when using crimping pliers ZA 3. When using ferrules, it is necessary to take into account possible restrictions regarding nominal voltage.

### Standards and Regulations

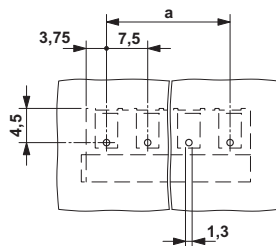
Connection in acc. with standard	EN-VDE
	CUL
Flammability rating according to UL 94	V0

### Environmental Product Compliance

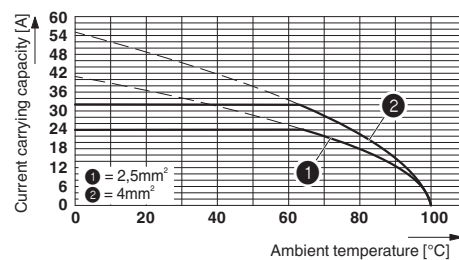
China RoHS	Environmentally Friendly Use Period = 50
	For details about hazardous substances go to tab "Downloads", Category "Manufacturer's declaration"

## Drawings

Drilling diagram



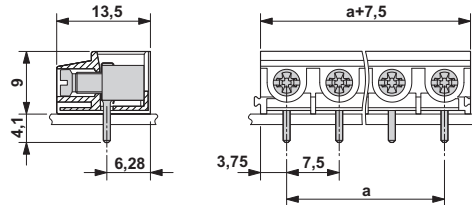
Diagram



Derating diagram for 5 pins; reduction factor=1

# PCB terminal block - PT 2,5/ 5-7,5-V - 1987986

Dimensional drawing



## Approvals

### Approvals

#### Approvals

UL Recognized / VDE Gutachten mit Fertigungsüberwachung / cUL Recognized / CCA / IECCE CB Scheme / EAC / cULus Recognized

#### Ex Approvals

### Approval details

UL Recognized		<a href="http://database.ul.com/cgi-bin/XYV/template/LISEXT/1FRAME/index.htm">http://database.ul.com/cgi-bin/XYV/template/LISEXT/1FRAME/index.htm</a>	FILE E 60425
	B	C	D
mm <sup>2</sup> /AWG/kcmil	20-12	20-12	20-12
Nominal current I <sub>N</sub>	20 A	20 A	10 A
Nominal voltage U <sub>N</sub>	300 V	150 V	300 V

VDE Gutachten mit Fertigungsüberwachung		<a href="http://www.vde.com/en/Institute/OnlineService/VDE-approved-products/Pages/Online-Search.aspx">http://www.vde.com/en/Institute/OnlineService/VDE-approved-products/Pages/Online-Search.aspx</a>	40029839
mm <sup>2</sup> /AWG/kcmil		0.5-4	
Nominal current I <sub>N</sub>		32 A	
Nominal voltage U <sub>N</sub>		750 V	


cUL Recognized		<a href="http://database.ul.com/cgi-bin/XYV/template/LISEXT/1FRAME/index.htm">http://database.ul.com/cgi-bin/XYV/template/LISEXT/1FRAME/index.htm</a>	FILE E 60425
	B	C	D
mm <sup>2</sup> /AWG/kcmil	20-12	20-12	30-12

## PCB terminal block - PT 2,5/ 5-7,5-V - 1987986


### Approvals

	B	C	D
Nominal current IN	20 A	20 A	10 A
Nominal voltage UN	300 V	150 V	300 V

CCA		DE1 34001
mm <sup>2</sup> /AWG/kcmil	0.5-4	
Nominal current IN	32 A	
Nominal voltage UN	750 V	

IECEE CB Scheme			<a href="http://www.iecee.org/">http://www.iecee.org/</a>	DE1-43131
mm <sup>2</sup> /AWG/kcmil	0.5-4			
Nominal current IN	32 A			
Nominal voltage UN	750 V			

EAC		B.01742
-----	---	---------

cULus Recognized		<a href="http://database.ul.com/cgi-bin/XYV/template/LISEXT/1FRAME/index.htm">http://database.ul.com/cgi-bin/XYV/template/LISEXT/1FRAME/index.htm</a>
------------------	---	---