

## Panel mounting frames - VC-AR4/5M-PEA - 1607790

Please be informed that the data shown in this PDF Document is generated from our Online Catalog. Please find the complete data in the user's documentation. Our General Terms of Use for Downloads are valid (<http://phoenixcontact.com/download>)



Panel mounting frame, with PE, for VARIOCON supporting base elements, type 4, number of insert modules 5

### Why buy this product

- Space-saving PE connection to metal housing
- Any position can be a PE contact



### Key commercial data

Packing unit	1 pc
GTIN	4 017918 948870
Weight per Piece (excluding packing)	30.7 g
Custom tariff number	85389099
Country of origin	Poland
Note	Made to Order (non-returnable)

### Technical data

#### General

Note	Required for supporting base elements and voltages > 42 V
Type	VC4
Conductor cross section	0.5 mm <sup>2</sup> ... 4 mm <sup>2</sup> (For PE conductor)

#### Ambient conditions

Ambient temperature (operation)	-40 °C ... 125 °C
---------------------------------	-------------------

#### Material data

Inflammability class according to UL 94	V0
Contact material	CuZn
Contact surface material	Nickel-plated

# Panel mounting frames - VC-AR4/5M-PEA - 1607790

## Classifications

### eCl@ss

eCl@ss 4.0	27140816
eCl@ss 4.1	27140816
eCl@ss 5.0	27189239
eCl@ss 5.1	27189239
eCl@ss 6.0	27144001
eCl@ss 7.0	27144001

### ETIM

ETIM 2.0	EC000007
ETIM 3.0	EC000007
ETIM 4.0	EC000007
ETIM 5.0	EC002310

### UNSPSC

UNSPSC 6.01	31261501
UNSPSC 7.0901	31261501
UNSPSC 11	31261501
UNSPSC 12.01	31261501
UNSPSC 13.2	31261501

## Approvals

### Approvals

---

Approvals

EAC

---

Ex Approvals

---

Approvals submitted

---

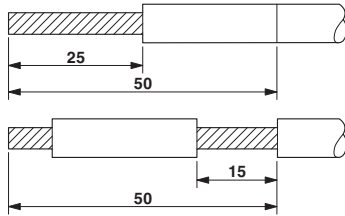
Approval details

EAC
-----

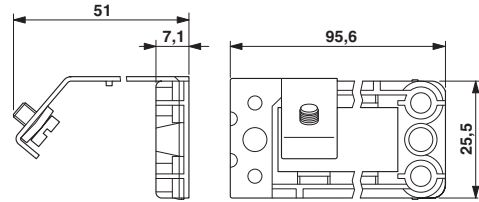
## Drawings

## Panel mounting frames - VC-AR4/5M-PEA - 1607790

Functional drawing



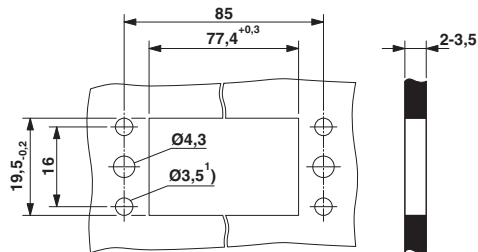
Dimensioned drawing



### Installation note:

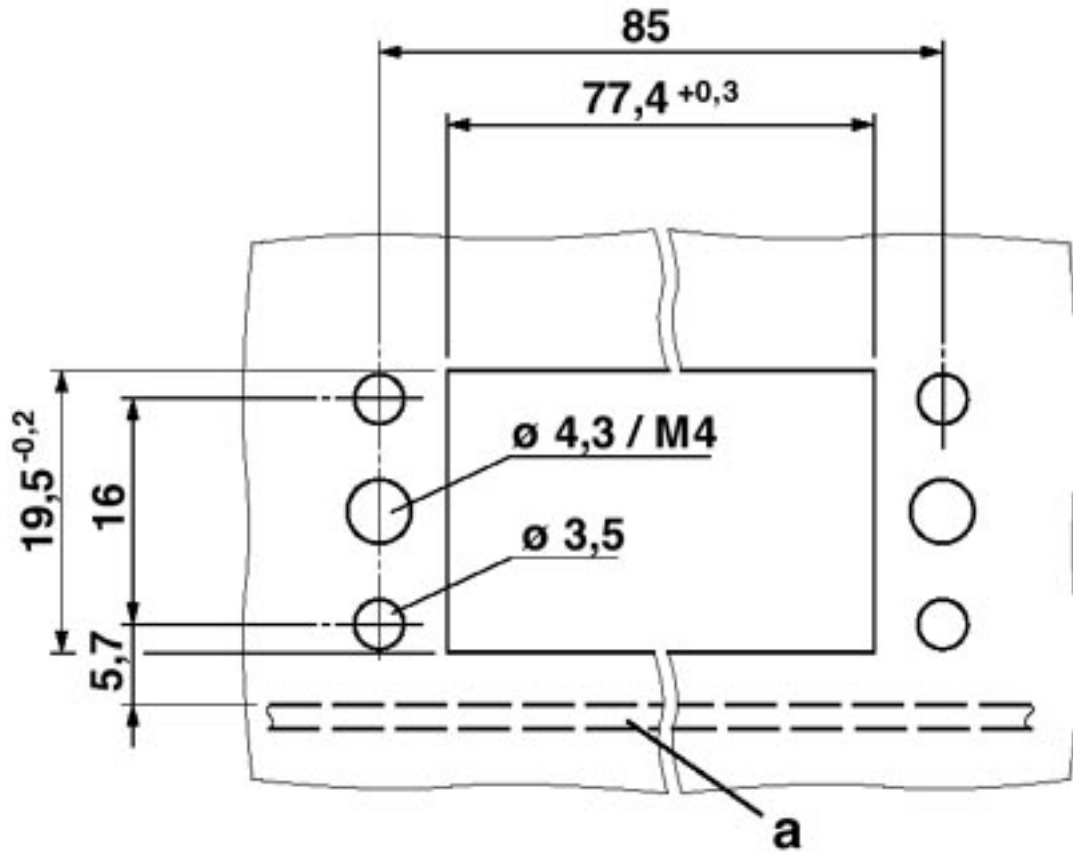
The frame has a PE sheet with a PE connection. Strip the PE conductor 20 mm and slit the insulation over a length of 50 mm. Push the slit insulation forward by 15 mm. Connect the PE contact of the module and clamp it to the PE metal under the PE screw.

Dimensioned drawing



## Panel mounting frames - VC-AR4/5M-PEA - 1607790

Dimensioned drawing



a - PCB