



Connectors > RF Connectors > Coax Connectors



RF Interface: **BNC**

RF Connector Style: **Jack**

RF Connector Mated Outer Diameter (Approximate): **14.53 mm [.572 in]**

Impedance: **75 Ω**

Compatible With RF Cable Type: **RG 59, RG 59A, RG 59B**

Features

Product Type Features

RF Interface	BNC
RF Connector Style	Jack
Compatible With RF Cable Type	RG 59, RG 59A, RG 59B
Connector System	Cable-to-Cable
Sealable	No
Connector & Contact Terminates To	Wire & Cable

Configuration Features

Number of Positions	1
Number of Coaxial Contacts	1

Electrical Characteristics

Impedance	75 Ω
-----------	------

Body Features

Cable Connector Orientation	Straight
Body Material	Zinc
Body Plating Material	Nickel



Contact Features

Crimp Type	Dual Crimp
RF Connector Center Contact Underplating Material	Nickel
	1080 µin
RF Connector Center Contact Plating Material	Gold (Au)
RF Connector Center Contact Material	Beryllium Copper

Termination Features

Termination Method to Wire & Cable	Crimp
------------------------------------	-------

Mechanical Attachment

RF Connector Coupling Mechanism	Bayonet
RF Contact Captivation Method	Mechanical
Detent	With

Dimensions

RF Connector Mated Outer Diameter (Approximate)	14.53 mm[.572 in]
---	-------------------

Usage Conditions

Insulation Option	Uninsulated
-------------------	-------------

Operation/Application

Operating Frequency	2 GHz
---------------------	-------

Packaging Features

Packaging Method	Carton
------------------	--------

Other

Coupling Nut Base Material	Brass
Grade	Commercial
Dielectric Material	Polyethylene

Product Compliance

For compliance documentation, visit the product page on TE.com>

EU RoHS Directive 2011/65/EU	Compliant with Exemptions
EU ELV Directive 2000/53/EC	Compliant with Exemptions
China RoHS 2 Directive MIIT Order No 32, 2016	Restricted Materials Above Threshold
EU REACH Regulation (EC) No. 1907/2006	Current ECHA Candidate List: JAN 2025 (247)



Candidate List Declared Against: JUL 2021
(219)
SVHC > Threshold:
Pb (3.7% in Component Part)





Article Safe Usage Statements:
Do not eat, drink or smoke when using this product. Wash thoroughly after handling. Recycle if possible and dispose of the article by following all applicable governmental regulations relevant to your geographic location.

Halogen Content	Low Halogen - Br, Cl, F, I < 900 ppm per homogenous material. Also BFR/CFR/PVC Free
Solder Process Capability	Not applicable for solder process capability

Product Compliance Disclaimer

This information is provided based on reasonable inquiry of our suppliers and represents our current actual knowledge based on the information they provided. This information is subject to change. The part numbers that TE has identified as EU RoHS compliant have a maximum concentration of 0.1% by weight in homogenous materials for lead, hexavalent chromium, mercury, PBB, PBDE, DBP, BBP, DEHP, DIBP, and 0.01% for cadmium, or qualify for an exemption to these limits as defined in the Annexes of Directive 2011/65/EU (RoHS2). Finished electrical and electronic equipment products will be CE marked as required by Directive 2011/65/EU. Components may not be CE marked. Additionally, the part numbers that TE has identified as EU ELV compliant have a maximum concentration of 0.1% by weight in homogenous materials for lead, hexavalent chromium, and mercury, and 0.01% for cadmium, or qualify for an exemption to these limits as defined in the Annexes of Directive 2000/53/EC (ELV). Regarding the REACH Regulation, the information TE provides on SVHC in articles for this part number is based on the latest European Chemicals Agency (ECHA) 'Guidance on requirements for substances in articles' posted at this URL: <https://echa.europa.eu/guidance-documents/guidance-on-reach>

Customers Also Bought

 <p>TE Part #213931-2 M-SERIES KIT,V.35,34P</p>	 <p>TE Part #213932-2 M-SER 34P ASSM KIT(CC,JS)V.35</p>	 <p>TE Part #813344-000 202D963-4-0</p>	 <p>TE Part #7-2176407-9 3560 4R7 5%</p>
 <p>TE Part #2-1630019-5 HSC200 64R 5%</p>	 <p>TE Part #2-1776301-3 503SI03EDS=EUROPA TB,FUSE,10MM</p>	 <p>TE Part #5-2176373-1 RQ 0805 33R2 0.1% 10PPM 1K RL</p>	 <p>TE Part #YDTS20F11-35PCV001 RECP ASSY</p>



Documents

Product Drawings

JACK,75 OHM,COML BNC

English

CAD Files

3D PDF

3D

Customer View Model

ENG_CVM_CVM_5221199-2_A.2d_dxf.zip

English

Customer View Model

ENG_CVM_CVM_5221199-2_A.3d_igs.zip

English

Customer View Model

ENG_CVM_CVM_5221199-2_A.3d_stp.zip

English

By downloading the CAD file I accept and agree to the [Terms and Conditions](#) of use.

Datasheets & Catalog Pages

BNC Connectors

English

Product Specifications

Product Specification

English

Connector, Coaxial, 75 Ohm BNC Series, Commercial & Dual Crimp Types

English

Product Specification

Japanese

Instruction Sheets

Instruction Sheet (U.S.)

English