

# C40N42D400

Circuit breaker, ComPacT NSX400N,  
50kA/415VAC, 4 poles, MicroLogic 2.3 trip unit  
400A



## Main

Range	ComPacT new generation
Product name	ComPacT NSX new generation
Device short name	NSX400N
Product or component type	Circuit breaker
Device application	Distribution
Poles description	4P
Protected poles description	4D 3D + N/2 3D
Neutral position	Left
[In] rated current	400 A at 40 °C
[Ue] rated operational voltage	690 V AC 50/60 Hz
Network type	AC
Network frequency	50/60 Hz
Suitability for isolation	Yes conforming to EN/IEC 60947-2
Utilisation category	Category A
[Icu] rated ultimate short-circuit breaking capacity	85 KA Icu at 220/240 V AC 50/60 Hz conforming to IEC 60947-2 50 KA Icu at 380/415 V AC 50/60 Hz conforming to IEC 60947-2 42 KA Icu at 440 V AC 50/60 Hz conforming to IEC 60947-2 30 KA Icu at 500 V AC 50/60 Hz conforming to IEC 60947-2 22 KA Icu at 525 V AC 50/60 Hz conforming to IEC 60947-2 10 KA Icu at 660/690 V AC 50/60 Hz conforming to IEC 60947-2 50 kA at 480 V AC 50/60 Hz conforming to UL 508
Performance level	N 50 kA 415 V AC
Trip unit name	Micrologic 2.3
Trip unit technology	Electronic
Trip unit protection functions	LSol
Control type	Toggle
Circuit breaker mounting mode	Fixed

The information provided in this documentation contains general descriptions and/or technical characteristics of the products contained herein. This documentation is not intended as a substitute for and is not to be used for determining suitability or reliability of these products for specific user applications. It is the duty of any such user or integrator to perform the appropriate and complete risk analysis, evaluation and testing of the products with respect to the relevant specific application or use thereof. Neither Schneider Electric Industries SAS nor any of its affiliates or subsidiaries shall be responsible or liable for misuse of the information contained herein.

## Complementary

[Ui] rated insulation voltage	800 V AC 50/60 Hz
[Uimp] rated impulse withstand voltage	8 kV
[Ics] rated service short-circuit breaking capacity	85 KA at 220/240 V AC 50/60 Hz conforming to IEC 60947-2 50 KA at 380/415 V AC 50/60 Hz conforming to IEC 60947-2 42 KA at 440 V AC 50/60 Hz conforming to IEC 60947-2 30 KA at 500 V AC 50/60 Hz conforming to IEC 60947-2 11 KA at 525 V AC 50/60 Hz conforming to IEC 60947-2 10 kA at 660/690 V AC 50/60 Hz conforming to IEC 60947-2
Mechanical durability	15000 cycles
Electrical durability	12000 Cycles at 440 V In/2 6000 Cycles at 440 V In 6000 Cycles at 690 V In/2 3000 cycles at 690 V In
Power dissipation per pole	19.2 W
Mounting support	Backplate
Mounting position	Horizontal and vertical Flat on the back
Upside connection	Front
Downside connection	Front
Connection pitch	45 mm
Protection type	L : for overload protection (long time) So : for short time short-circuit protection with fixed delay I : for instantaneous short-circuit protection
Trip unit rating	400 A at 40 °C
Long-time pick-up adjustment type Ir (thermal protection)	Adjustable 9 settings
[Ir] long-time protection pick-up adjustment range	160...400 A
Long-time protection delay adjustment type tr	Fixed
[tr] long-time protection delay adjustment range	400 S at 1.5 x Ir 16 S at 6 x Ir 11 s at 7.2 x Ir
Neutral protection settings	0.5 x Ir (3D + N/2) 1 x Ir (4D) No protection (3D)
Thermal memory	20 minutes before and after tripping
Short-time protection pick-up adjustment type Isd	Adjustable 9 settings
[Isd] Short-time protection pick-up adjustment range	1.5...10 x Ir
Short-time protection delay adjustment type tsd	Fixed
Instantaneous protection pick-up adjustment type li	Fixed
[li] instantaneous protection pick-up adjustment range	4800 A
Earth-leakage protection	Without
Zone selective interlocking ZSI	Without
Number of slots for electrical auxiliaries	6 slot(s)
Local signalling	Flashing LED (green) for ready to operate LED 105 % Ir (red) for overload LED 90 % Ir (orange) for overload
Width (W)	185 mm
Height (H)	255 mm
Depth (D)	110 mm
Net weight	7.9 kg

## Environment







Standards	EN/IEC 60947
Product certifications	CCC EAC Marine
Overvoltage category	Class II
Electrical shock protection class	Class II
Pollution degree	3 conforming to IEC 60664-1

IP degree of protection	IP40 conforming to IEC 60529
IK degree of protection	IK07 conforming to IEC 62262
Ambient air temperature for operation	-25...70 °C
Ambient air temperature for storage	-50...85 °C
Relative humidity	0...95 %
Operating altitude	0...2000 m without derating 2000 m...5000 m with derating

### Packing Units

Unit Type of Package 1	PCE
Number of Units in Package 1	1
Package 1 Height	14.7 cm
Package 1 Width	20.0 cm
Package 1 Length	28.9 cm
Package 1 Weight	7.3 kg
Unit Type of Package 2	S04
Number of Units in Package 2	2
Package 2 Height	30.0 cm
Package 2 Width	40.0 cm
Package 2 Length	60.0 cm
Package 2 Weight	15.0 kg

### Offer Sustainability

Sustainable offer status	Green Premium product
REACH Regulation	 <a href="#">REACH Declaration</a>
EU RoHS Directive	Compliant  <a href="#">EU RoHS Declaration</a>
Mercury free	Yes
RoHS exemption information	 <a href="#">Yes</a>
China RoHS Regulation	 <a href="#">China RoHS Declaration</a>
Environmental Disclosure	 <a href="#">Product Environmental Profile</a>
Circularity Profile	 <a href="#">End Of Life Information</a>
PVC free	Yes
Halogen content performance	Halogen free plastic parts product