



Connectors > Lighting Connectors > Plug & Socket Lighting Connector Accessories



Lighting Connector Accessory Type: **Bus Bar**  
Connector System: **Wire-to-Bus Bar**  
Number of Positions: **2**  
Sealable: **Yes**  
Connector & Contact Terminates To: **Bus Bar**

Features

Product Type Features

Lighting Connector Accessory Type	Bus Bar
Connector System	Wire-to-Bus Bar
Sealable	Yes
Connector & Contact Terminates To	Bus Bar

Configuration Features

Keying Arrangement	HV-1
Number of Positions	2

Electrical Characteristics

Operating Voltage	250 VAC
-------------------	---------

Body Features

Primary Product Color	White
-----------------------	-------

Contact Features

Contact Current Rating (Max)	2.5 A
------------------------------	-------



Mechanical Attachment

Connector Mounting Type	Cable Mount (Free-Hanging)
-------------------------	----------------------------

Housing Features

Centerline (Pitch)	3.6 mm
--------------------	--------

Operation/Application

Circuit Application	Power
---------------------	-------

Product Compliance

For compliance documentation, visit the product page on TE.com>

EU RoHS Directive 2011/65/EU	Compliant
EU ELV Directive 2000/53/EC	Compliant
China RoHS 2 Directive MIIT Order No 32, 2016	No Restricted Materials Above Threshold
EU REACH Regulation (EC) No. 1907/2006	Current ECHA Candidate List: JAN 2025 (247) Candidate List Declared Against: JUNE 2024 (241) Does not contain REACH SVHC
Halogen Content	Not Low Halogen - contains Br or Cl > 900 ppm.
Solder Process Capability	Not applicable for solder process capability

Product Compliance Disclaimer

This information is provided based on reasonable inquiry of our suppliers and represents our current actual knowledge based on the information they provided. This information is subject to change. The part numbers that TE has identified as EU RoHS compliant have a maximum concentration of 0.1% by weight in homogenous materials for lead, hexavalent chromium, mercury, PBB, PBDE, DBP, BBP, DEHP, DIBP, and 0.01% for cadmium, or qualify for an exemption to these limits as defined in the Annexes of Directive 2011/65/EU (RoHS2). Finished electrical and electronic equipment products will be CE marked as required by Directive 2011/65/EU. Components may not be CE marked. Additionally, the part numbers that TE has identified as EU ELV compliant have a maximum concentration of 0.1% by weight in homogenous materials for lead, hexavalent chromium, and mercury, and 0.01% for cadmium, or qualify for an exemption to these limits as defined in the Annexes of Directive 2000/53/EC (ELV). Regarding the REACH Regulation, the information TE provides on SVHC in articles for this part number is based on the latest European Chemicals Agency (ECHA) 'Guidance on requirements for substances in articles' posted at this URL: <https://echa.europa.eu/guidance-documents/guidance-on-reach>

Compatible Parts





TE Part # 293300-3  
NECTOR S BUS BAR ASSY HV-1  
WHITE



TE Part # 293270-6  
NECTOR S BUS BAR SEALED END  
CONN, TAB




TE Part # 293270-4  
NECTOR S BUS BAR SEALED END  
CONN HV-1



TE Part # 293270-2  
NECTOR S BUS BAR SEALED END  
CONN, TAB

Also in the Series | NECTOR S




Insertion & Extraction Tools(3)



Plug & Socket Lighting Connector  
Accessories(38)



Plug & Socket Lighting Connectors(30)



Power Terminals(4)

Customers Also Bought



TE Part #1546019-3  
3 POS TERMI-BLOK PIN HEAD 180




TE Part #293270-4  
NECTOR S BUS BAR SEALED END  
CONN HV-1



TE Part #2176375-9  
RQ 0805 1K4 0.1% 10PPM 1K RL



TE Part #1546019-2  
2 POS TERMI-BLOK PIN HEAD 180



TE Part #1740259-5  
NECTOR S PLUG HV-2 RED



TE Part #1-1879519-7  
CRGH2010 1% 158R 1W




TE Part #293270-2  
NECTOR S BUS BAR SEALED END  
CONN, TAB



TE Part #1546019-4  
4 POS TERMI-BLOK PIN HEAD 180



TE Part #293308-1  
NECTOR S PCB PLUG STR HV-1  
WHITE



TE Part #1-2213222-1  
NECTOR S BUS BAR SEALED US,  
THRU HV-3



Documents

Product Drawings

NECTOR S BUS BAR SEALED CONN HV-1

English

CAD Files

3D PDF

3D

Customer View Model

ENG\_CVM\_CVM\_293270-3\_Y.2d\_dxf.zip

English

Customer View Model

ENG\_CVM\_CVM\_293270-3\_Y.3d\_igs.zip

English

Customer View Model

ENG\_CVM\_CVM\_293270-3\_Y.3d\_stp.zip

English

By downloading the CAD file I accept and agree to the [Terms and Conditions](#) of use.

Datasheets & Catalog Pages

NECTOR\_S\_LINE\_CONNECTOR\_BROCHURE

English

Product Specifications

Application Specification

English

Instruction Sheets

Instruction Sheet (U.S.)

English