



LTE BAND 28 COMPACT HELICAL CONNECTORIZED ANTENNA

PART NUMBER: L000576-01

L000576-01 LTE band 28 compact antennas are rugged, low-cost and easy to install. The connectorized antenna targets 698 to 803 MHz for Cellular IoT (LTE-M, NB-IoT) applications/ traditional LTE Band 28/17/44, UMTS and GSM. This antenna is designed for rugged, low-cost and easy installation at the edge of PCB or outside of a device using an SMA connector.

The single frequency band of L000576-01 antennas makes the job of antenna selection simple, with better performance in the target frequency band than multiband antennas and rejection of signals from unwanted frequencies. The single frequency band of L000575-01 antennas makes the job of antenna selection simple, with better performance in the target frequency band than multiband antennas and rejection of signals from unwanted frequencies.

FEATURES & BENEFITS

- LTE band 28 helical connectorized antenna targets 698 MHz to 803 MHz for Cellular IoT (LTE-M, NB-IoT) applications/ traditional LTE Band 28/17/44, UMTS and GSM.
- Designed for rugged, low-cost and easy to install at edge of PCB or outside of product by SMA connection.
- The following data is based on 41 x 90 x 1.6mm ground size
- No matching circuits required

RF SPECIFICATIONS

Frequency Range (MHz)	698-803
VSWR	< 2.4:1
Average Efficiency	78%
Peak Gain	3.1 dBi
Average Gain	-1.1 dBi
Feed Point Impedance	50 ohms
Polarization	Linear polarization

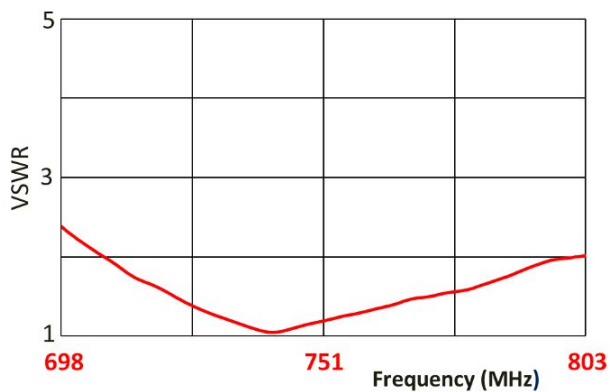
MECHANICAL SPECIFICATIONS

Size (L x W x H) without screw	135.90 mm x Φ 10.7 mm (L / D \pm 2.0/ 0.5)
Weight without screw	< 5 g
Mounting	SMA connection
Mating Connector	N/A
Cable	N/A
Operating Temperature	-40 to +85°C
Storage Temperature	-40 to +85°C
Dielectric Material	Brass C3604 / ABS
Hazardous Materials	N/A

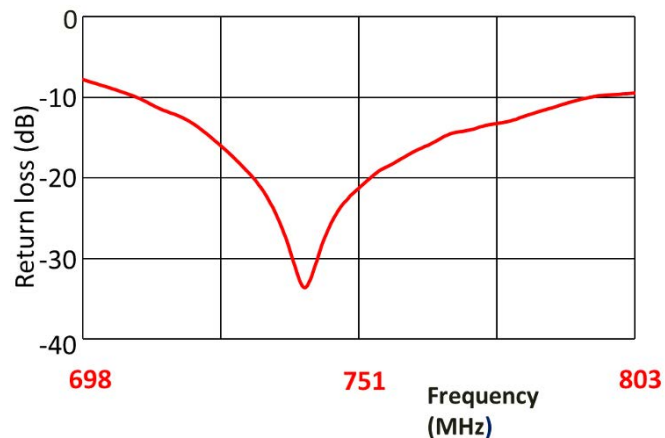
RF DATA

(shown as L000576-01 : Ground size : 41 x 90 x 1.6 mm).

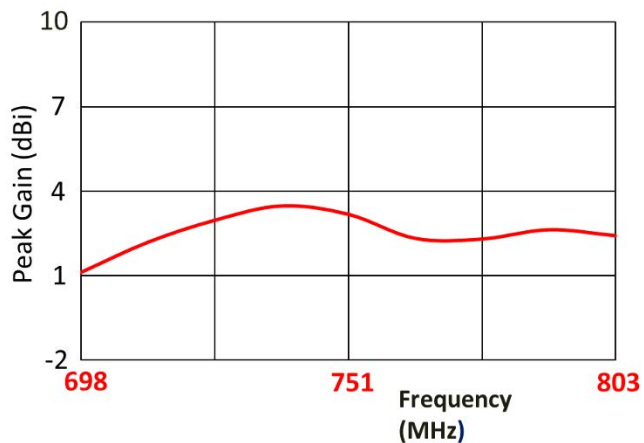
VSWR



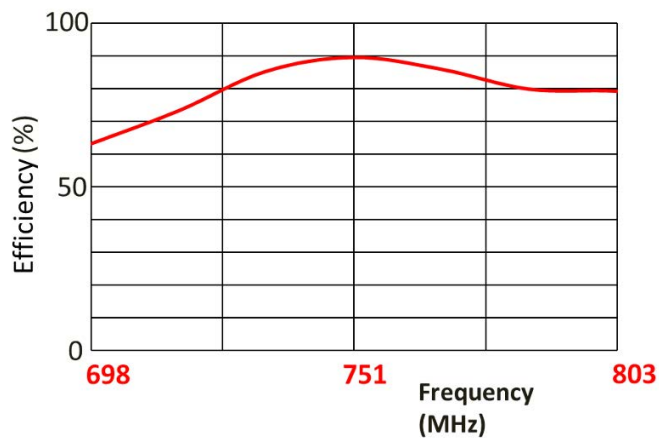
Return Loss



Peak Gain



Efficiency

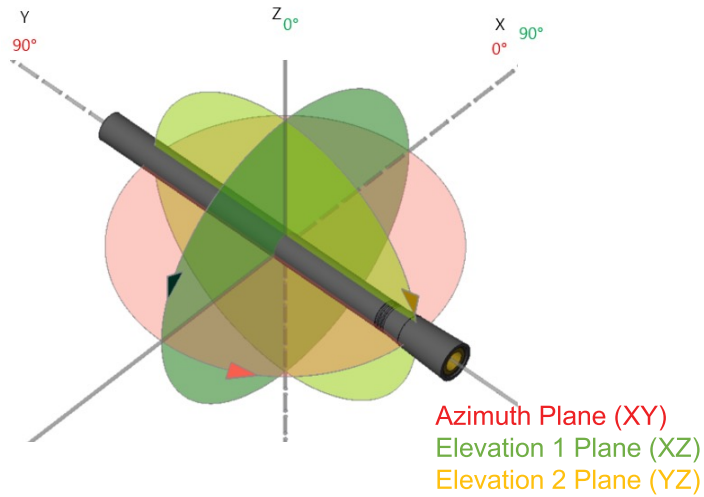


Data measured in free space and on reference ground plane of 41 x 90 x 1.6 mm ground plane condition, application data might vary.

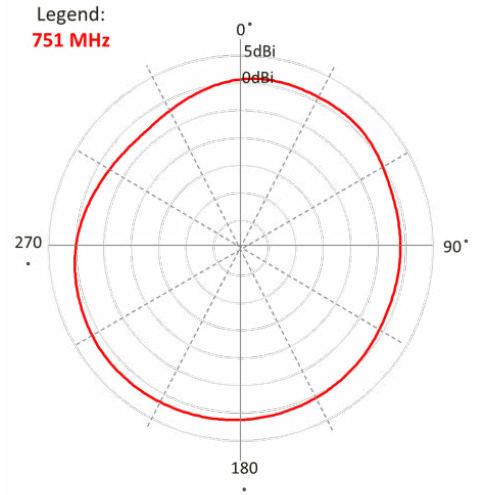
RADIATION PATTERN

(shown as L000576-01 : Ground size : 41 x 90 x 1.6 mm).

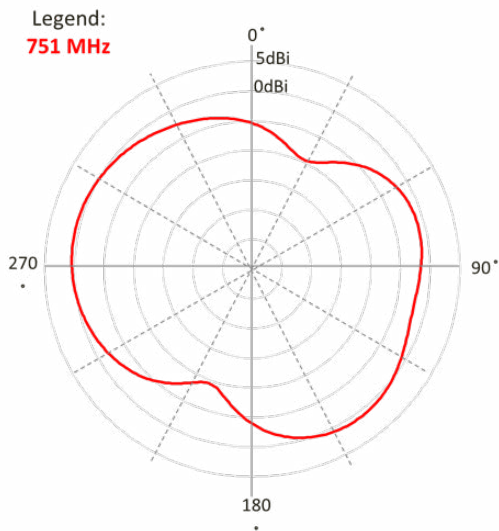
Test setup



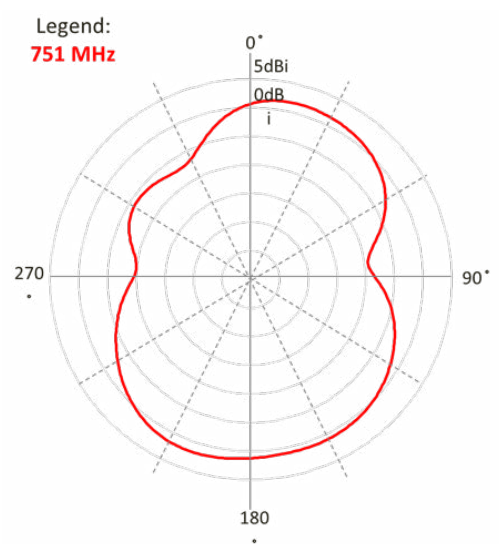
Azimuth (XY)



Elevation 1(XZ)

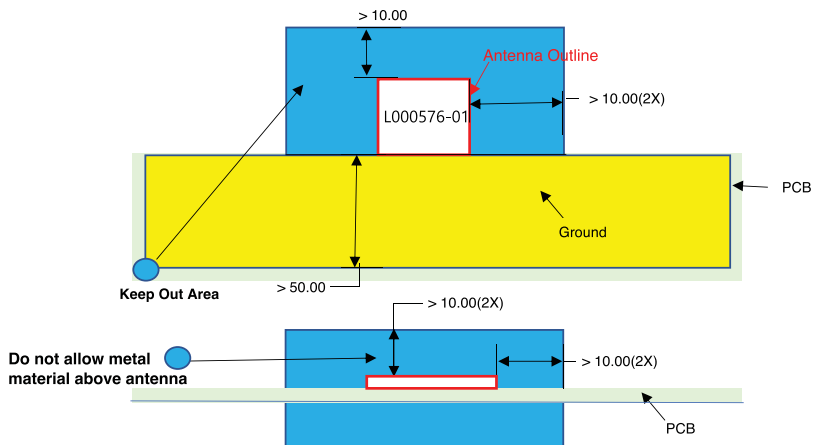


Elevation 2(YZ)



Data measured in free space and on reference ground plane of 41 x 90 x 1.6 mm ground plane condition, application data might vary.

KEEP OUT AREA



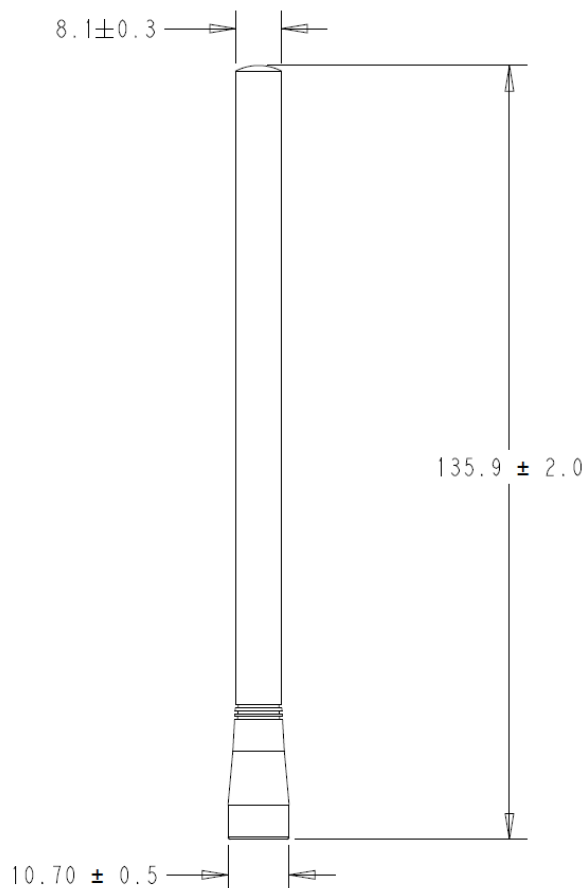
NOTES

1. Antenna designed to be connectorized with PCB SMA.
2. Area in blue indicates Keep Out Area.
3. For more information please call TE.

Dimension: mm

Diagram is not to scale

DIMENSIONS



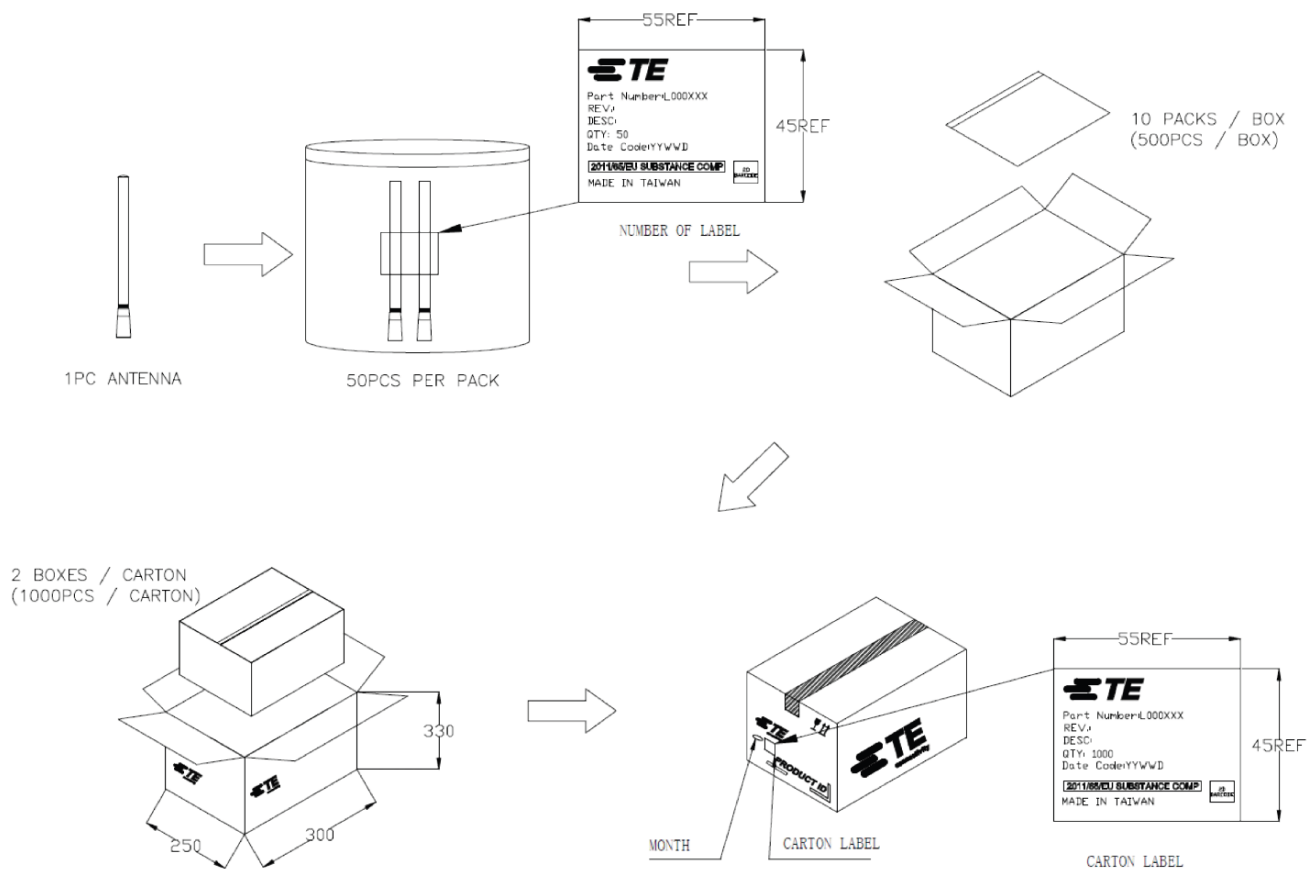
Dimension: mm

Diagram is not to scale

LTE BAND 28 COMPACT HELICAL CONNECTORIZED ANTENNA

Standard Antenna Solutions

PACKAGING



TE TECHNICAL SUPPORT CENTER

USA:	+1 (800) 522-6752
Canada:	+1 (905) 475-6222
Mexico:	+52 (0) 55-1106-0800
Latin/S. America:	+54 (0) 11-4733-2200
Germany:	+49 (0) 6251-133-1999
UK:	+44 (0) 800-267666
France:	+33 (0) 1-3420-8686
Netherlands:	+31 (0) 73-6246-999
China:	+86 (0) 400-820-6015

For phone numbers in other countries, go to [te.com/support-center](https://www.te.com/support-center)

te.com

TE, TE Connectivity and TE connectivity (logo) are trademarks owned or licensed by the TE Connectivity Ltd. family of companies. Other product names, logos, and company names mentioned herein may be trademarks of their respective owners.

The information given herein, including drawings, illustrations and schematics which are intended for illustration purposes only, is believed to be reliable. However, TE Connectivity makes no warranties as to its accuracy or completeness and disclaims any liability in connection with its use. TE Connectivity's obligations shall only be as set forth in TE Connectivity's Standard Terms and Conditions of Sale for this product and in no case will TE Connectivity be liable for any incidental, indirect or consequential damages arising out of the sale, resale, use or misuse of the product. Users of TE Connectivity products should make their own evaluation to determine the suitability of each such product for the specific application.

©2024 TE Connectivity. All Rights Reserved.

Published 05-24