

Relay Package SNR

- Relay package consisting of DIN-rail socket and relay
- 1 CO with 6 A rated load
- Module width only 6.2 mm
- Reduced system width for increased packing density on the DIN rail
- RoHS compliant (Directive 2002/95/EC)



F0260SA

Approvals

Relay: REG.-Nr. 6666, us E214024

Socket: REG.-Nr. 6666, us 224918
Technical data of approved types on request

Contact data

Contact configuration	1 CO	
Contact set	single contact	
Type of interruption	micro disconnection	
Rated current	6 A	
Rated voltage / max.switching voltage AC	240/400 VAC	
Maximum breaking capacity AC	1500 VA	
Limiting making capacity, max 4 s, duty factor 10%	10 A	
Contact material	AgSnO ₂	AgSnO ₂ gold plated
Minimum contact load	100mA, 12V	50mW
Mechanical endurance	10x10 ⁶ cycles	
Rated frequency of operation with / without load	6 / 1200 min ⁻¹	

Contact ratings

For contact ratings see datasheet Slim Interface Relay SNR

Input data

Rated input voltage DC	12, 24 VDC, 115, 230 VAC/VDC *)
Input power DC coil	typ. 170 mW
Operative range	2

*) Version 115, 230 VAC/VDC equipped with 60 VDC relay

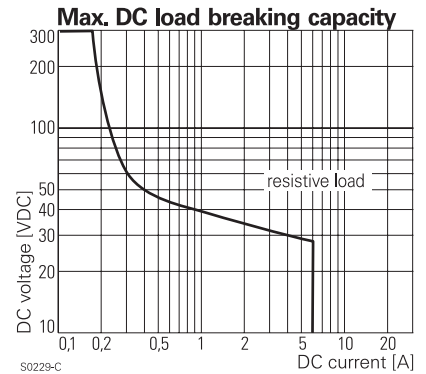
Coil versions, DC-coil

Coil code	Rated voltage VDC	Operate voltage VDC	Release voltage VDC	Coil resistance Ohm	Rated coil power mW
LB2	12	8.4	0.6	848 ± 10%	170
LC4	24	16.8	1.2	3390 ± 10%	170

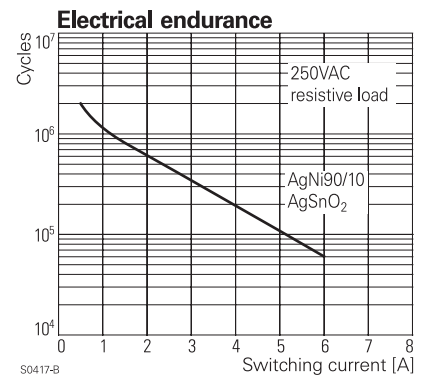
Coil versions, AC-coil 50Hz

Coil code	Rated voltage VAC	Operate voltage 50 Hz VAC	Release voltage 50 Hz VAC	Coil resistance Ohm	Rated coil power 50 Hz mVA
SM5	115	82.0	9.0	not applicable	180
TP0	230	160.0	15.0	not applicable	180

Other coil voltages on request



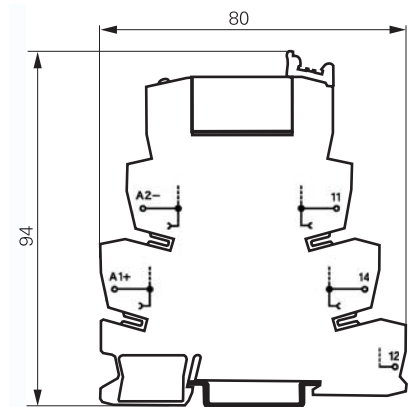
S0229-C



S0417-B

Insulation	
Dielectric strength coil-contact circuit	4000 V _{rms}
open contact circuit	1000 V _{rms}
Clearance / creepage coil-contact circuit	≥ 6 / 8 mm
Material group of insulation parts	IIIa
Insulation to IEC 60664-1	
Type of insulation coil-contact circuit	reinforced
open contact circuit	functional
Rated insulation voltage	250 V
Pollution degree	2
Rated voltage system	230 / 400 V
Overvoltage category	III

Other data	
RoHS - Directive 2002/95/EC	compliant as per product date code 0404
Ambient temperature range	-40...+55°C
Operate- / release time	5 / 2,5 ms
Bounce time NO / NC contact	1,5 / 5 ms
Degree of protection DIN 40050	IP20
Terminals	screw / cage clamp
Terminal screw torque acc. IEC 61984	0.5 Nm
max.	0.6 Nm
Wire cross section	
single wire	0.14...2.5 mm ²
fine wire	0.14...2.5 mm ²
with bootlace crimp (DIN 46228/1)	0.14...2.5 mm ²
Insertion cycles	A (10)
Max. Insertion Force total	100 N
Mounting distance	0 mm, dense packing
Weight	32 g
Packaging unit	10 pcs



S0487-BA

Accessories	
For accessories see datasheet	Accessories Slim Interface Relay SNR

Product key

Type

Version

- 3P** Relay set, SNR 1-pole CO, 6 A, screw terminals
- 4P** Relay set, SNR 1-pole CO, 6 A, cage clamp terminals

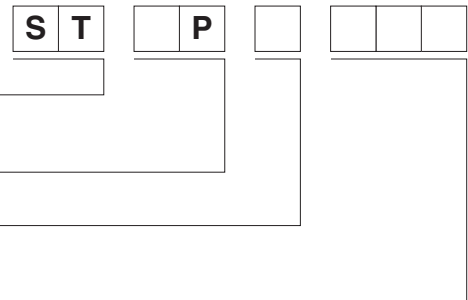
Contact material

- 2** AgSnO₂, gold plated
- 3** AgSnO₂

Coil

- LB2** 12 VDC
- SM5** 115 VDC/VAC
- LC4** 24 VDC
- TP0** 230 VDC/VAC

Other types on request



Product key	Socket	Terminals	Relay	Contacts	Coil	Part number
ST3P2LC4	ST3FLC4	screw	V23092-A1024-A201	AgSnO ₂ gold pl.	24 VDC	3-1416100-0
ST3P3LB2			V23092-A1012-A301	AgSnO ₂	12 VDC	3-1416100-1
ST3P3LC4			V23092-A1024-A301		24 VDC	3-1416100-2
ST3P3SM5	ST3FSM5		V23092-A1060-A301		115 VDC/VAC	3-1416100-3
ST3P3TP0	ST3FTP0				230 VDC/VAC	3-1416100-4
ST4P2LC4	ST4FLC4	cage clamp	V23092-A1024-A201	AgSnO ₂ gold pl.	24 VDC	3-1416100-5
ST4P3LB2			V23092-A1012-A301	AgSnO ₂	12 VDC	3-1416100-6
ST4P3LC4			V23092-A1024-A301		24 VDC	3-1416100-7
ST4P3SM5	ST4FSM5		V23092-A1060-A301		115 VDC/VAC	3-1416100-8
ST4P3TP0	ST4FTP0				230 VAC/VAC	3-1416100-9

For replacement use identical components according to table only!