




AMP-LATCH

TE Internal #: 1-1658527-5

Ribbon Cable Connectors, Wire-to-Board, 50 Position, 2.54mm [.1in] Centerline, Insulation Displacement Crimp (IDC), Row-to-Row Spacing 2.54 mm [.1 in]

[View on TE.com >](#)

Connectors > PCB Connectors > Wire-to-Board Connectors > FFC, FPC & Ribbon Connectors > Ribbon Cable Connectors



Connector System: **Wire-to-Board**

Number of Positions: **50**

Centerline (Pitch): **2.54 mm [.1 in]**

Termination Method to Wire & Cable: **Insulation Displacement Crimp (IDC)**

Row-to-Row Spacing: **2.54 mm [.1 in]**

Features

Product Type Features

Connector Product Type	Connector Assembly
Connector System	Wire-to-Board
Connector & Housing Type	Receptacle
Connector & Contact Terminates To	Wire & Cable

Configuration Features

Compatible With Wire & Cable Type	Ribbon Cable
Number of Positions	50
Number of Rows	2

Contact Features

Mating Square Post Dimension	.64 mm[.025 in]
Wire Contact Termination Area Plating Material Thickness	.127 μm[5 μin]
Wire Contact Termination Area Plating Material	Gold Flash
	30 μin
Contact Mating Area Plating Material	Gold



Contact Current Rating (Max)	1 A
------------------------------	-----

Termination Features

Termination Method to Wire & Cable	Insulation Displacement Crimp (IDC)
------------------------------------	-------------------------------------

Mechanical Attachment

Mating Alignment Type	Polarization
-----------------------	--------------

Mating Retention	Without
------------------	---------

Connector Mounting Type	Cable Mount (Free-Hanging)
-------------------------	----------------------------

Housing Features

Housing Color	Blue
---------------	------

Centerline (Pitch)	2.54 mm [.1 in]
--------------------	-----------------

Dimensions

Row-to-Row Spacing	2.54 mm [.1 in]
--------------------	-----------------

Usage Conditions

Operating Temperature Range	-55 – 125 °C [-67 – 257 °F]
-----------------------------	-----------------------------

Operation/Application

Circuit Application	Signal
---------------------	--------

Product Compliance

[For compliance documentation, visit the product page on TE.com>](#)

EU RoHS Directive 2011/65/EU	Compliant
------------------------------	-----------

EU ELV Directive 2000/53/EC	Compliant
-----------------------------	-----------

China RoHS 2 Directive MIIT Order No 32, 2016	No Restricted Materials Above Threshold
---	---

EU REACH Regulation (EC) No. 1907/2006	Current ECHA Candidate List: JUN 2020 (209) Candidate List Declared Against: JAN 2020 (205) Does not contain REACH SVHC
--	---

Halogen Content	Not Low Halogen - contains Br or Cl > 900 ppm.
-----------------	--

Solder Process Capability	Not applicable for solder process capability
---------------------------	--

Product Compliance Disclaimer

This information is provided based on reasonable inquiry of our suppliers and represents our current actual knowledge based on the information they provided. This information is subject to change. The part numbers that TE has identified as EU RoHS compliant have a maximum concentration of 0.1% by weight in homogenous materials for lead, hexavalent chromium, mercury, PBB, PBDE, DBP, BBP, DEHP, DIBP, and 0.01% for cadmium, or qualify for an exemption to these

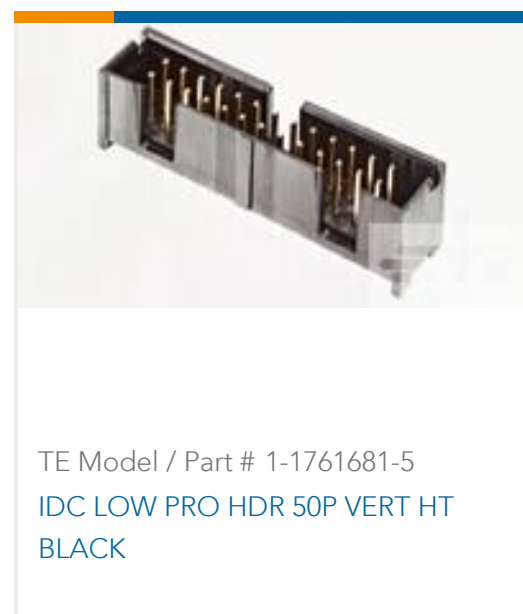
limits as defined in the Annexes of Directive 2011/65/EU (RoHS2). Finished electrical and electronic equipment products will be CE marked as required by Directive 2011/65/EU. Components may not be CE marked. Additionally, the part numbers that TE has identified as EU ELV compliant have a maximum concentration of 0.1% by weight in homogenous materials for lead, hexavalent chromium, and mercury, and 0.01% for cadmium, or qualify for an exemption to these limits as defined in the Annexes of Directive 2000/53/EC (ELV). Regarding the REACH Regulation, the information TE provides on SVHC in articles for this part number is based on the latest European Chemicals Agency (ECHA) 'Guidance on requirements for substances in articles' posted at this URL: <https://echa.europa.eu/guidance-documents/guidance-on-reach>

Compatible Parts

 <p>TE Model / Part # CAT-AM74-UN384H AMP-LATCH UNIVERSAL HEADERS</p>	 <p>TE Model / Part # 3-1761607-5 IDC LOW PRO HDR 50P RA LG LAT</p>	 <p>TE Model / Part # 5104338-9 A/L LOW PRO HDR 50P VERT HT</p>	 <p>TE Model / Part # 3-1761603-5 IDC LOW PRO HDR 50P VERT BLUE</p>
 <p>TE Model / Part # 104128-9 050 LOPRO HDR SP 30DP LATCH</p>	 <p>TE Model / Part # 1-1761686-5 IDC LOW PRO HDR 50P VERT LG LAT</p>	 <p>TE Model / Part # 3-1761606-5 IDC LOW PRO HDR 50P VERT LG LA</p>	 <p>TE Model / Part # 1-1761607-5 IDC LOW PRO HDR 50P RA LG LAT BLK</p>
 <p>TE Model / Part # 1-111446-7 50 UNIV I/O, NO EARS, LEAD FREE</p>	 <p>TE Model / Part # 1-1761606-5 IDC LOW PRO HDR 50P VERT LG LA</p>	 <p>TE Model / Part # 1-5103308-0 A/L LOW PRO HDR 50P VERT BLACK</p>	 <p>TE Model / Part # 1-5103311-0 A/L LOW PRO HDR 50P RA BLACK</p>
 <p>TE Model / Part # 1-5103310-0 A/L LOW PRO HDR 50P RA BLACK</p>	 <p>TE Model / Part # 1-5103309-0 A/L LOW PRO HDR 50P VERT BLACK</p>	 <p>TE Model / Part # 3-1761605-5 IDC LOW PRO HDR 50P RA BLUE</p>	 <p>TE Model / Part # 5104340-9 A/L LOW PRO HDR 50P RA HT</p>



TE Model / Part # 3-1761711-5
IDC LOW PRO HDR 50P VERT LG LA



TE Model / Part # 1-1761681-5
IDC LOW PRO HDR 50P VERT HT
BLACK



TE Model / Part # 3-1761712-5
IDC LOW PRO HDR 50P RA LG LAT



TE Model / Part # 1-111506-4
50 UNIV I/O, SLOTTED, LEAD FREE

Customers Also Bought



TE Model / Part #1658607-1
50 POS HDF PLUG, MS, LEAD FREE



TE Model / Part #2-6437630-0
FTD0904=MINIATURE TOGGLE



TE Model / Part #1-1658527-3
622-4041LF FEM SOCKET, LEAD FREE



TE Model / Part #2-1658527-8
622-3441LF=FSKT IDC S 34 30AU



TE Model / Part #1-1658527-0
622-2641LF FEM SOCKET, LEAD FREE




TE Model / Part #1622417-1
LR1 1% 2K4



TE Model / Part #1622380-1
LR1 1% 200K



TE Model / Part #1622419-1
LR1 1% 2K7



TE Model / Part #1-1437358-1
171-50G=50P 28AWG S



TE Model / Part #1487588-1
USB, A-B, 28/24, WHITE, 2.0M

Documents

Product Drawings

[622-5041LF FEM SOCKET, LEAD FREE](#)

English

CAD Files

[3D PDF](#)

[3D](#)

[Customer View Model](#)

[ENG_CVM_CVM_1-1658527-5_C.2d_dxf.zip](#)



English

Customer View Model

[ENG_CVM_CVM_1-1658527-5_C.3d_igs.zip](#)

English

Customer View Model

[ENG_CVM_CVM_1-1658527-5_C.3d_stp.zip](#)

English

By downloading the CAD file I accept and agree to the [Terms and Conditions](#) of use.

Datasheets & Catalog Pages

[Ribbon Cable Interconnect Solutions](#)

English

Product Environmental Compliance

[Product Compliance](#)

English

[Product Compliance](#)

English

Instruction Sheets

[Instruction Sheet \(U.S.\)](#)

English