



Connectors > RF Connectors > Coax Connectors



RF Interface: **BNC**

RF Connector Style: **Plug**

RF Connector Mated Outer Diameter (Approximate): **14.53 mm [.572 in]**

Impedance: **50 Ω**

Compatible With RF Cable Type: **RG 59, RG 59A, RG 59B, RG 62, RG 62A, RG 62B**

Features

Product Type Features

Connector Seal & Plug Type	Gasket
Connector Shape	Circular
RF Interface	BNC
RF Connector Style	Plug
Compatible With RF Cable Type	RG 59, RG 59A, RG 59B, RG 62, RG 62A, RG 62B
Connector System	Cable-to-Cable
Sealable	Yes
Connector & Contact Terminates To	Wire & Cable

Configuration Features

Number of Positions	1
Number of Coaxial Contacts	1

Electrical Characteristics

Impedance	50 Ω
-----------	------

Body Features

Cable Connector Orientation	Straight
Body Material	Brass
Body Plating Material	Nickel

Contact Features

Crimp Type	Dual Crimp
------------	------------



RF Connector Center Contact Underplating Material	Nickel
	1080 µin
RF Connector Center Contact Plating Material	Gold (Au)
RF Connector Center Contact Material	Brass

Termination Features

Termination Method to Wire & Cable	Crimp
------------------------------------	-------

Mechanical Attachment

RF Connector Coupling Mechanism	Bayonet
Connector Mounting Type	Cable Mount (Free-Hanging)
RF Contact Captivation Method	Mechanical
Detent	With

Dimensions

RF Connector Mated Outer Diameter (Approximate)	14.53 mm[.572 in]
---	-------------------

Usage Conditions

Insulation Option	Uninsulated
-------------------	-------------

Operation/Application

Operating Frequency	4 GHz
---------------------	-------

Packaging Features

Packaging Quantity	100
Packaging Method	Carton

Other

Coupling Nut Base Material	Brass
Grade	Commercial
Dielectric Material	Polyethylene

Product Compliance

For compliance documentation, visit the product page on TE.com>

EU RoHS Directive 2011/65/EU	Not Yet Reviewed
EU ELV Directive 2000/53/EC	Compliant with Exemptions
China RoHS 2 Directive MIIT Order No 32, 2016	Restricted Materials Above Threshold
EU REACH Regulation (EC) No. 1907/2006	Current ECHA Candidate List: JAN 2025 (247)




Candidate List Declared Against: JUL 2017
(174)
SVHC > Threshold:
Not Yet Reviewed

Halogen Content	BFR/CFR/PVC Free, but Br/Cl >900 ppm in other sources.
Solder Process Capability	Not applicable for solder process capability


Product Compliance Disclaimer

This information is provided based on reasonable inquiry of our suppliers and represents our current actual knowledge based on the information they provided. This information is subject to change. The part numbers that TE has identified as EU RoHS compliant have a maximum concentration of 0.1% by weight in homogenous materials for lead, hexavalent chromium, mercury, PBB, PBDE, DBP, BBP, DEHP, DIBP, and 0.01% for cadmium, or qualify for an exemption to these limits as defined in the Annexes of Directive 2011/65/EU (RoHS2). Finished electrical and electronic equipment products will be CE marked as required by Directive 2011/65/EU. Components may not be CE marked. Additionally, the part numbers that TE has identified as EU ELV compliant have a maximum concentration of 0.1% by weight in homogenous materials for lead, hexavalent chromium, and mercury, and 0.01% for cadmium, or qualify for an exemption to these limits as defined in the Annexes of Directive 2000/53/EC (ELV). Regarding the REACH Regulations, TE's information on SVHC in articles for this part number is still based on the European Chemical Agency (ECHA) 'Guidance on requirements for substances in articles'(Version: 2, April 2011), applying the 0.1% weight on weight concentration threshold at the finished product level. TE is aware of the European Court of Justice ruling of September 10th, 2015 also known as O5A (Once An Article Always An Article) stating that, in case of 'complex object', the threshold for a SVHC must be applied to both the product as a whole and simultaneously to each of the articles forming part of its composition. TE has evaluated this ruling based on the new ECHA "Guidance on requirements for substances in articles" (June 2017, version 4.0) and will be updating its statements accordingly.


Customers Also Bought




TE Part #CAT-D48-ST273
DEUTSCH Solid Contacts




TE Part #206070-8
CABLE CLAMP KIT #17




TE Part #DT04-2P
REC, 2P, GRY, N



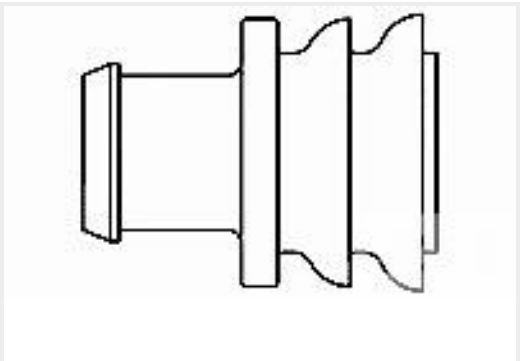
TE Part #DT06-2S
PLG, 2P, GRY, N



TE Part #CAT-D487-W416
Wedgelocks: DEUTSCH DT



TE Part #CAT-AM71-CH8172
AMP SUPERSEAL 1.5MM,
CONNECTOR HOUSING



TE Part #281934-2
SINGLE WIRE SEAL

Documents

- CAD Files
- 3D PDF
- 3D



Customer View Model

[ENG_CVM_CVM_227079-7_BU.2d_dxf.zip](#)

English

Customer View Model

[ENG_CVM_CVM_227079-7_BU.3d_igs.zip](#)

English

Customer View Model

[ENG_CVM_CVM_227079-7_BU.3d_stp.zip](#)

English

By downloading the CAD file I accept and agree to the [Terms and Conditions](#) of use.

Product Specifications

[Product Specification](#)

English

[Plug, Coaxial, Commercial BNC](#)

English