

SHARE THE LOVE



 Eat your veggies 

Argon
FORTY

customer care hotline: cs@argon40.com
www.argon40.com



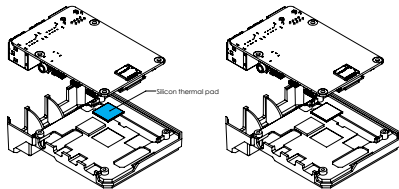
 **neo**

Designed for Raspberry Pi 4

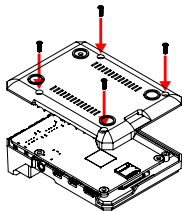


Instruction Manual

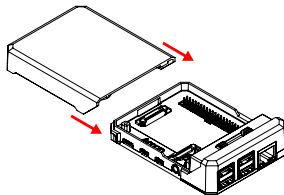
- 1 Align middle **NEO Case** with the Raspberry Pi. Make sure to place the **Silicon Thermal Pad** on top of the CPU



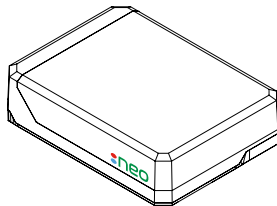
- 2 Secure the four screws at the plastic base of the **NEO Case**



- 3 Slide and secure magnetic top of the **NEO Case**



- 4 Connect ***AR1- Pi 4 USB-C Power Supply and other accessories**



**not included*
AR1- Pi 4 USB-C Power Supply

Get it now at
<https://amzn.to/2YkNa1i>

