

## Cable - CABLE-D-25SUB/M/OE/0,25/S/0,5M - 2926506

Please be informed that the data shown in this PDF Document is generated from our Online Catalog. Please find the complete data in the user's documentation. Our General Terms of Use for Downloads are valid (<http://phoenixcontact.com/download>)




Assembled shielded round cable; connection 1: Single wires (25-position) (The wires are marked and fitted with ferrules. The braided shield is routed to a separate cable end.); connection 2: D-SUB pin strip (1x 25-position); cable length: 0.5 m

### Your advantages

- ✓ Individual wire marking: 1, 2, 3, 4, etc.
- ✓ Individual wires fitted with ferrules
- ✓ Connector according to IEC 60807-2/DIN 41652
- ✓ 1:1 connection
- ✓ Shield connection: H05V-K 1 mm<sup>2</sup> cable, black, 0.5 m in length
- ✓ D-SUB socket or pin strip at one end
- ✓ Screw connection: 2 UNC 4-40 screws
- ✓ Open end at one end



### Key Commercial Data

Packing unit	1 pc
GTIN	 4 046356 547000
GTIN	4046356547000
Weight per Piece (excluding packing)	113.200 g
Custom tariff number	85444290
Country of origin	Germany
Note	Made to Order (non-returnable)

### Technical data

#### Ambient conditions

Ambient temperature (operation)	-40 °C ... 70 °C (fixed installation)
	-10 °C ... 70 °C (flexible installation)
Ambient temperature (storage/transport)	-40 °C ... 80 °C
Maximum altitude	≤ 2000 m

# Cable - CABLE-D-25SUB/M/OE/0,25/S/0,5M - 2926506

## Technical data

### Ambient conditions

Degree of protection	IP20
	≥ IP54 (Installation location)

### General

Max. permissible operating voltage	25 V AC
	60 V DC
Max. current carrying capacity per path	2 A (see to derating)
Length of cable	0.5 m
External cable diameter	9.8 mm ±0.5 mm
Single wire, cross section	0.25 mm <sup>2</sup>
Single wire, cross section [AWG]	24
Single wire, number of litz wires	14
Single wire, material	Cu uninsulated
Wire diameter incl. insulation	1.2 mm ±0.05 mm
Smallest bending radius, fixed installation	82 mm
Smallest bending radius, movable installation	155 mm
Bending cycles	5000 (at a radius of ≥ 15x outside diameter)
Shielding	yes
	Tinned copper-braided shield, approx. 85% covering
Cable insulation resistance	≥ 20 MΩ/km (at 20 °C)
Cable resistance	≤ 80 Ω/km (at 20 °C)
Outer sheath, material	Semi-rigid PVC
External sheath, color	gray
Nominal operating mode	100% operating factor

### Connection data

Connection name	Field level
Connection method	D-SUB pin strip
Number of connections	1
Number of positions	25
Torque	0.2 Nm
Insertion/withdrawal cycles	> 200

### Connection data 2

Connection name	Controller level
Connection method	Single wires
Number of positions	25
Note	The wires are marked and fitted with ferrules. The braided shield is routed to a separate cable end.

### Standards and Regulations

Flame resistance	UL VW-1
	CSA FT-1

# Cable - CABLE-D-25SUB/M/OE/0,25/S/0,5M - 2926506

## Technical data

### Standards and Regulations

	IEC 60332-1-2
	VDE 0842, Part 332-1-2
	IEC 60332-3-22
Resistance to oil	against occasional splashes
Gasoline resistance	against occasional splashes
Connection in acc. with standard	CUL
Designation	Air clearances and creepage distances
Standards/regulations	DIN EN 50178
Rated insulation voltage	125 V
Rated surge voltage	1.2 kV
Insulation	Functional insulation
Pollution degree	2
Overvoltage category	II

### Supported controller

Controller	universal
------------	-----------

### Color code

Connector 1 = connector 2 (optional) = wire color	D-SUB25 (1) = white
	D-SUB25 (2) = brown
	D-SUB25 (3) = green
	D-SUB25 (4) = yellow
	D-SUB25 (5) = gray
	D-SUB25 (6) = pink
	D-SUB25 (7) = blue
	D-SUB25 (8) = red
	D-SUB25 (9) = black
	D-SUB25 (10) = violet
	D-SUB25 (11) = gray-pink
	D-SUB25 (12) = red-blue
	D-SUB25 (13) = white-green
	D-SUB25 (14) = brown-green
	D-SUB25 (15) = white-yellow
	D-SUB25 (16) = yellow-brown
	D-SUB25 (17) = white-gray
	D-SUB25 (18) = gray-brown
	D-SUB25 (19) = white-pink
	D-SUB25 (20) = pink-brown
	D-SUB25 (21) = white-blue
	D-SUB25 (22) = brown-blue
	D-SUB25 (23) = white-red
	D-SUB25 (24) = brown-red

# Cable - CABLE-D-25SUB/M/OE/0,25/S/0,5M - 2926506

## Technical data

### Color code

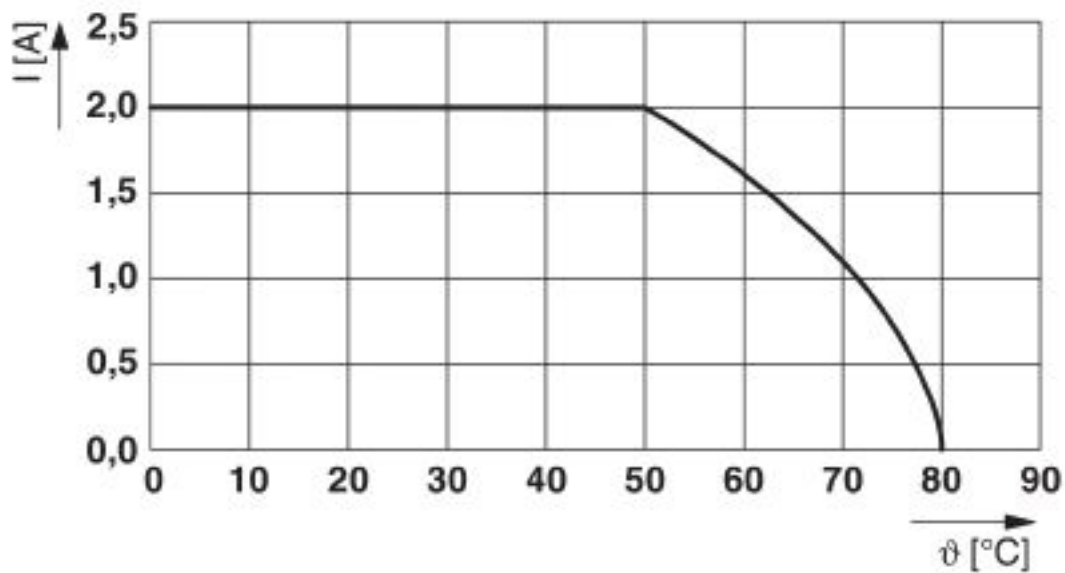
	D-SUB25 (25) = white-black
--	----------------------------

### Environmental Product Compliance

China RoHS	Environmentally Friendly Use Period = 50 years
	For details about hazardous substances go to tab "Downloads", Category "Manufacturer's declaration"

## Drawings

Diagram



Maximum permissible current per path in uncoiled state

## Classifications

### eCl@ss

eCl@ss 4.0	27060300
eCl@ss 4.1	27060300
eCl@ss 5.0	27242200
eCl@ss 5.1	27242200
eCl@ss 6.0	27249200
eCl@ss 7.0	27249205
eCl@ss 8.0	27249205
eCl@ss 9.0	27242220

### ETIM

ETIM 2.0	EC000237
----------	----------

# Cable - CABLE-D-25SUB/M/OE/0,25/S/0,5M - 2926506

## Classifications

### ETIM

ETIM 3.0	EC000237
ETIM 4.0	EC000237
ETIM 5.0	EC000237
ETIM 6.0	EC000237
ETIM 7.0	EC000237

### UNSPSC

UNSPSC 6.01	26121620
UNSPSC 7.0901	26121620
UNSPSC 11	26121620
UNSPSC 12.01	26121620
UNSPSC 13.2	26121620
UNSPSC 18.0	26121620
UNSPSC 19.0	26121620
UNSPSC 20.0	26121620
UNSPSC 21.0	26121620

## Approvals


### Approvals


#### Approvals

CSA / UL Recognized / cUL Recognized / EAC / cULus Recognized

#### Ex Approvals

### Approval details


CSA		<a href="http://www.csagroup.org/services-industries/product-listing/">http://www.csagroup.org/services-industries/product-listing/</a>	70002966
Nominal voltage UN		125 V	
Nominal current IN		1 A	


UL Recognized		<a href="http://database.ul.com/cgi-bin/XYV/template/LISEXT/1FRAME/index.htm">http://database.ul.com/cgi-bin/XYV/template/LISEXT/1FRAME/index.htm</a>	FILE E 238705
Nominal voltage UN		125 V	


## Cable - CABLE-D-25SUB/M/OE/0,25/S/0,5M - 2926506

### Approvals

Nominal current IN	2 A
--------------------	-----

cUL Recognized		<a href="http://database.ul.com/cgi-bin/XYV/template/LISEXT/1FRAME/index.htm">http://database.ul.com/cgi-bin/XYV/template/LISEXT/1FRAME/index.htm</a>	FILE E 238705
Nominal voltage UN	125 V		
Nominal current IN	2 A		

EAC		RU*- DE.HB*35.B00385
-----	---	-------------------------

cULus Recognized	
------------------	---

### Accessories

#### Accessories

#### Marker carrier cable

Cable marker carrier - KME - 0807083



Cable marker carrier, white, unlabeled, mounting type: Assembly with cable binders, cable diameter: > 5 mm, lettering field size: 20 mm x 8 mm