

8D1CH0002.11110-0

1 General information

- Can be used in cable drag chains
- Assembled specifically for use with ACOPOSmotor Compact

2 Order data


Order number	Short description	Figure
8D1CH0002.11110-0	ACOPOSmotor compact power cable, length 2 m, 1x 9-pin female hybrid connector, 1x 9-pin male hybrid connector, can be used in cable drag chains	

Table 1: 8D1CH0002.11110-0 - Order data

3 Technical data

Order number	8D1CH0002.11110-0
General information	
Cable cross section	2x2.5 + 1x(4x0.34)St-C + 1x(2x0.34)C + 1x0.34qmm + PA pipe 2.0/1.0
Durability	Oil resistant per DIN EN 60811-404 Halogen-free per DIN EN 60754-1 Flame-retardant per DIN EN IEC 60332-1-2 Hydrolysis resistance per DIN EN 50396 Microbial resistance per DIN EN 50396 Silicone-free / PWIS per VW PV 3.7.10
Certification	E170315 cRUus AWM STYLE 20233 AWM I/II A/B 80°C 300 V FT1 ¹⁾
Certifications	
CE	Yes
UL	cULus E225616 Power conversion equipment
cULus	In preparation
Cable construction	
Outer jacket	
Material	TPU, flame-retardant, halogen-free
Color	Orange similar to RAL 2003
Connector	
Type	9-pin female hybrid connector
Mating cycles	<500
Contacts	9
Additional connectors	9-pin male hybrid connector Mating cycles: <500 Contacts: 9 Degree of protection per EN 60529: IP66/67 when connected
Degree of protection per EN 60529	IP66/67 when connected
Electrical properties ¹⁾	
Nominal current	20 A (power) 0.5 A (signal)
Operating voltage	Max. 58 VDC (power) Max. 30 VDC (signal)
Ambient conditions ¹⁾	
Temperature	
Moving	-30°C to +80°C (drag chain: -20°C to +60°C)
Static	-40°C to +90°C
Mechanical properties ¹⁾	
Dimensions	
Length	2 m
Diameter	11.7 mm ±0.3 mm
Bend radius	
Single bend	≥3x cable diameter
Moving	≥12.5x cable diameter

Table 2: 8D1CH0002.11110-0 - Technical data

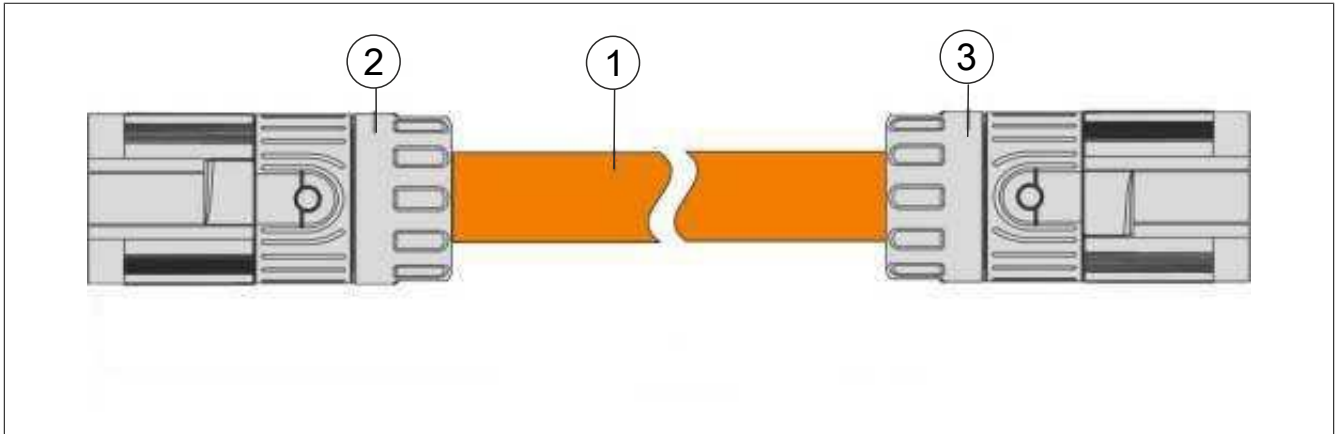
Order number	8D1CH0002.11110-0
Drag chain data	
Acceleration	50 m/s ² (depends on the length of the travel path)
Flex cycles	≥3,000,000
Velocity	Max. 300 m/min
Torsional strength	±30°/m
Weight	0.90 kg

Table 2: 8D1CH0002.11110-0 - Technical data

1) Values refer to the raw cable being used.

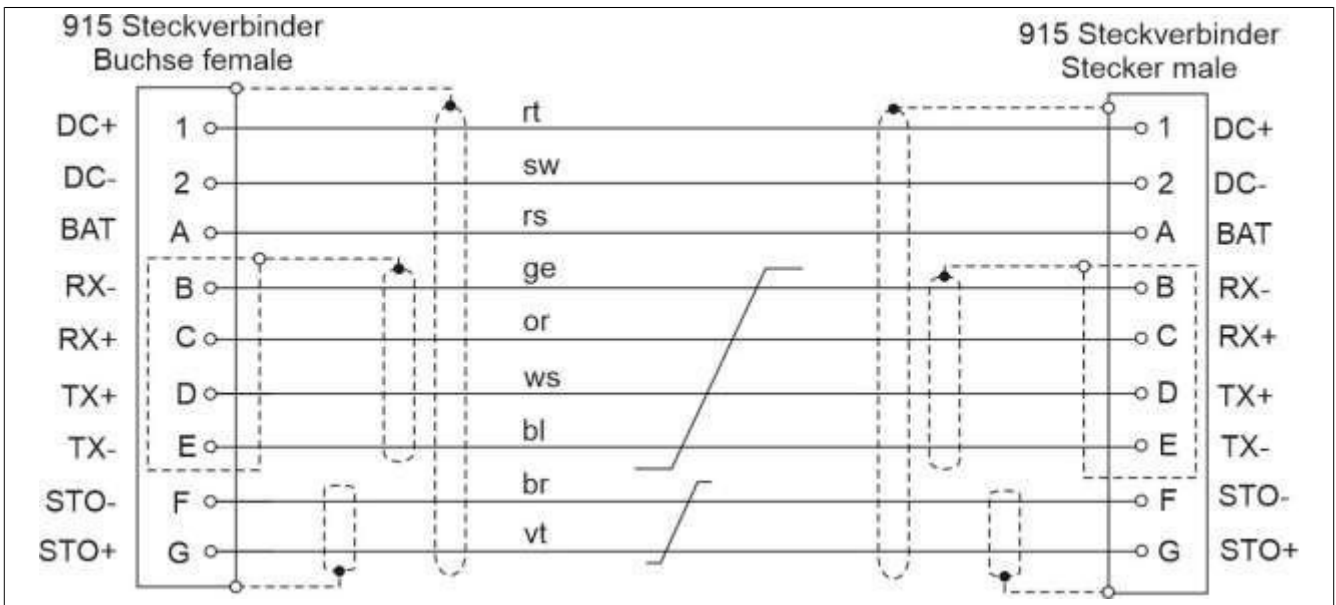
4 Wiring

4.1 Cable construction



Pos.	Name	Note
1	Hybrid cable	2x 2.5 + 1x (4x 0.34 mm ²) + 1x (2x 0.34 mm ²) + 1x 0.34 mm ² + PA tube
2	9-pin female hybrid connector	
3	9-pin male hybrid connector	

4.2 Cable diagram



4.3 Pinout

915 connector 2+3+Bus female	Pin	Name	Function	Pin	915 connector 2+3+Bus male
	1	DC+	DC bus +	1	
	2	DC-	DC bus -	2	
	A	BAT	Battery supply	A	
	B	RX-	Receive signal inverted	B	
	C	RX+	Receive signal	C	
	D	TX+	Transmit signal	D	
	E	TX-	Transmit signal inverted	E	
	F	STO-	Enable signal A-	F	
G	STO+	Enable signal A+	G		