

Specifications

Insulation Resistance:	1,000MΩ min. at 500V DC
Withstanding Voltage:	500V ACrms for 1 minute
Contact Resistance:	100mΩ at 1mA / 20mV max.
Voltage Rating:	250Vrms AC
Current Rating:	0.5A
Operating Temp. Range:	-25°C to +85°C
Coplanarity:	≤ 0.1mm
Mating Cycles:	10,000 (office environment)

Materials and Finish

Insulator:	LCP glass filled
Contacts:	PB, t = 0.23
	Contact area = Ni-Au
	Solder Tails = Ni-SnCu
Write Protection:	PB, t = 0.18 Ni-Au
Card Detector:	PB, t = 0.15, Ni-Au

Features

- Connector for both card types (SD and MMC card)
- Short housing (20.3mm instead of 23.3mm)
- With card retention mechanism
- With card detector and write protection
- Easy operation by manual insertion / extraction
- 3 step sequential contacting design
- Tape and Reel packaging


Part Number (Details)

FPS 009 - 3202-BL

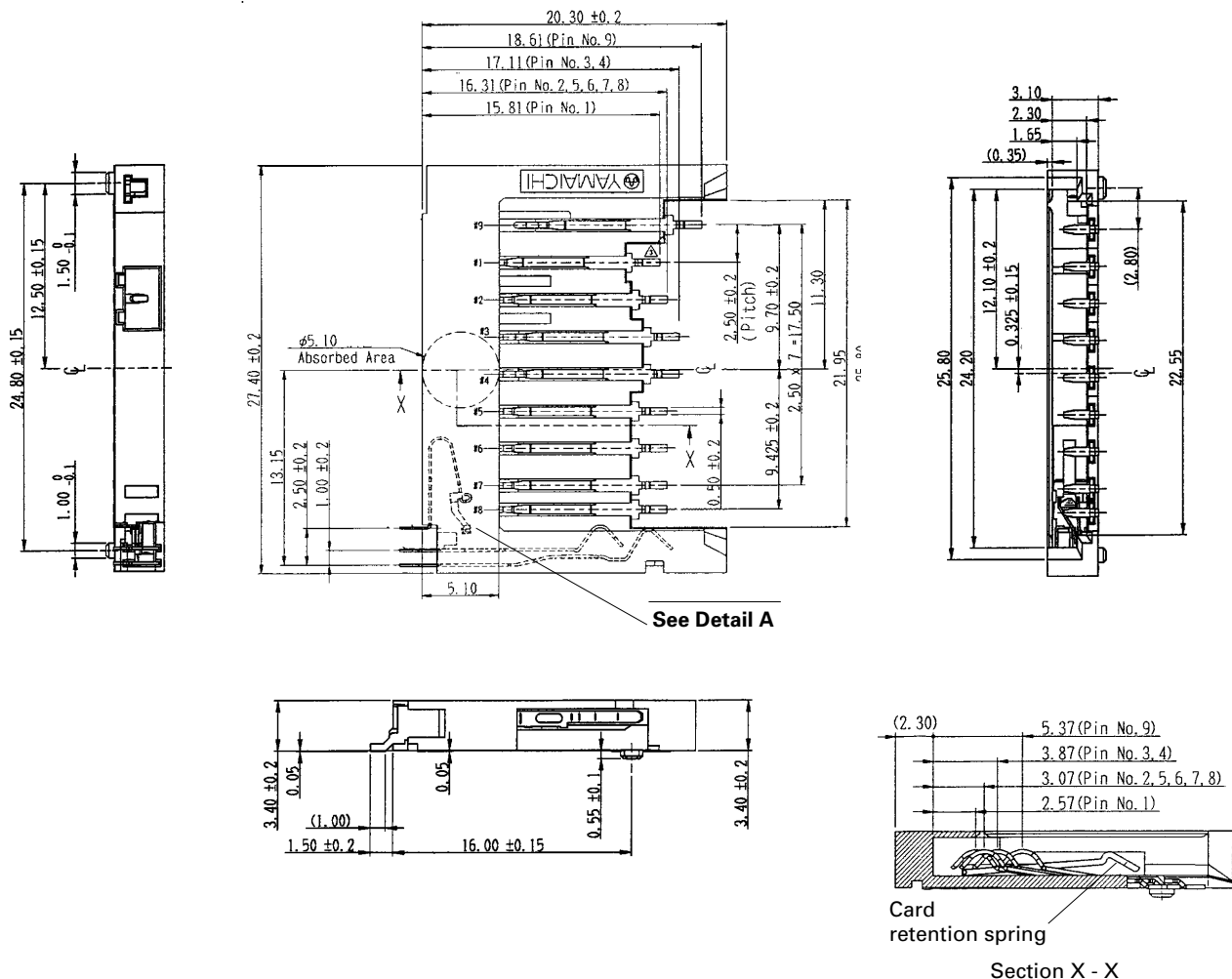
Series No.

Number of Contacts

Design No.

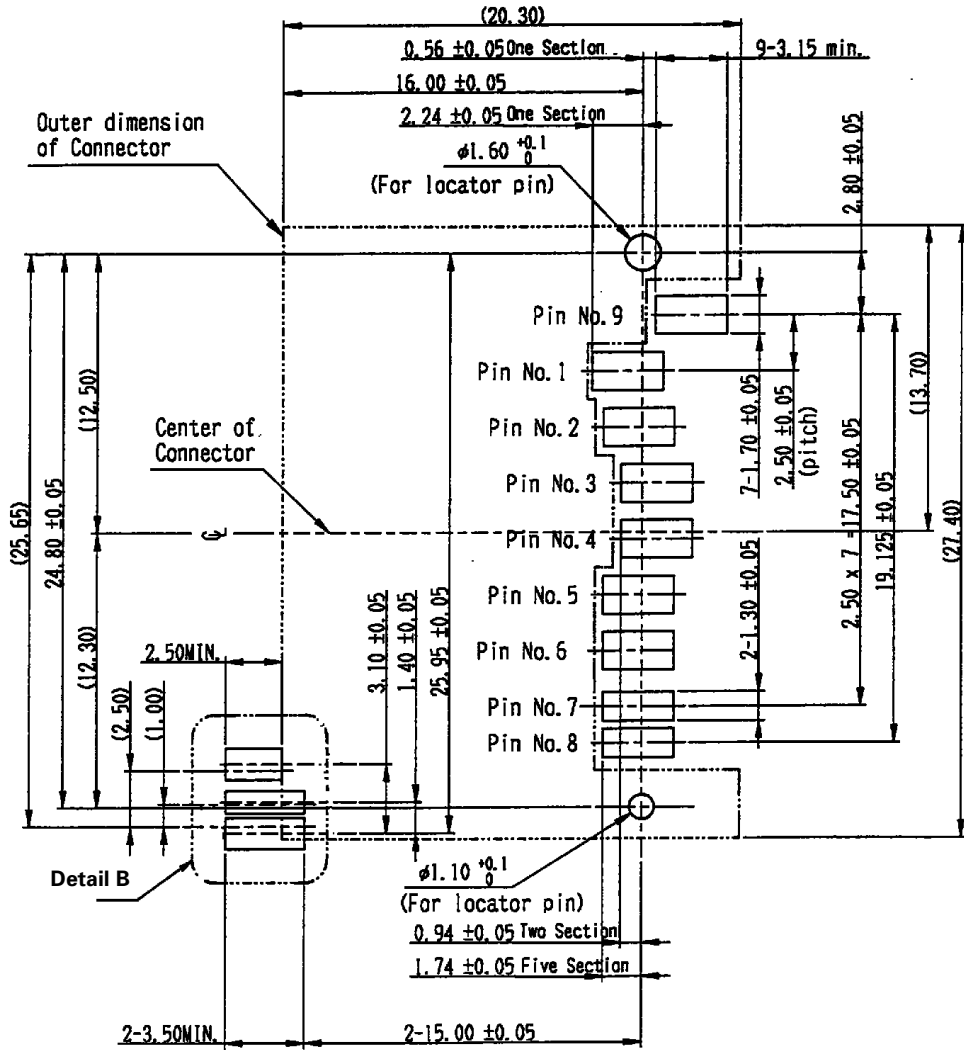


Outline Dimensions for FPS009-3202-BL



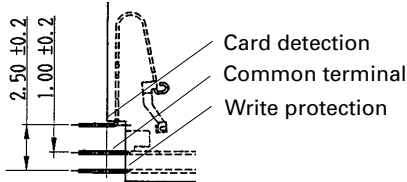
Recommended PCB Layout FPS009-3202-BL

Top View

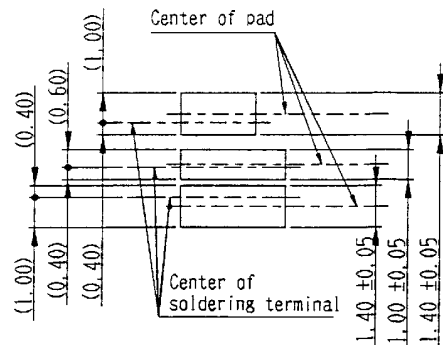


SD and MMC

Detail A (Function Options)



Detail B (PCB Layout)



Circuit Diagram for Switch

