

Bus coupler - IL ETH BK DI8 DO4 2TX-PAC - 2703981

Please be informed that the data shown in this PDF Document is generated from our Online Catalog. Please find the complete data in the user's documentation. Our General Terms of Use for Downloads are valid (<http://phoenixcontact.com/download>)



Inline, Bus coupler, Modbus/TCP(UDP), RJ45 socket, Digital inputs: 8, 24 V DC, connection method: 3-wire, Digital outputs: 4, 24 V DC, 500 mA, connection method: 3-wire, transmission speed in the local bus: 500 kbps / 2 Mbps, degree of protection: IP20, including Inline connectors and marking fields

Product Description

The bus coupler with integrated I/Os is intended for use within a Modbus/TCP (UDP) network and represents the link to the Inline I/O system. Up to 61 Inline devices can be connected to the bus coupler. The bus coupler supports a maximum of 16 PCP devices.

Your advantages

- 2 Ethernet ports (with integrated switch)
- Auto negotiation
- Autocrossing
- Transmission speed of 10 Mbps and 100 Mbps
- Automatic detection of the transmission speed in the local bus (500 kbps or 2 Mbps)
- 8 digital inputs, 4 digital outputs onboard
- Data exchange via OPC server supported
- Software interfaces for access via TCP/IP: Device Driver Interface (DDI) and High-Level Language Fieldbus Interface (HFI)
- Web-based management



Key Commercial Data

Packing unit	1 pc
GTIN	 4 046356 041157
GTIN	4046356041157
Weight per Piece (excluding packing)	341.140 g
Custom tariff number	85176200
Country of origin	Germany

Technical data

Note

Utilization restriction	EMC: class A product, see manufacturer's declaration in the download area
-------------------------	---

Bus coupler - IL ETH BK DI8 DO4 2TX-PAC - 2703981

Technical data

Dimensions

Width	80 mm
Height	119.8 mm
Depth	71.5 mm
Note on dimensions	Specifications with connectors

Ambient conditions

Ambient temperature (operation)	-25 °C ... 55 °C
Ambient temperature (storage/transport)	-40 °C ... 85 °C
Permissible humidity (operation)	10 % ... 95 % (non-condensing)
Permissible humidity (storage/transport)	10 % ... 95 % (non-condensing)
Air pressure (operation)	70 kPa ... 106 kPa (up to 3000 m above sea level)
Air pressure (storage/transport)	70 kPa ... 106 kPa (up to 3000 m above sea level)
Degree of protection	IP20

General

Mounting type	DIN rail
Net weight	341.14 g
Note on weight specifications	with connectors
Diagnostics messages	Short-circuit / overload of the digital outputs Yes
	Sensor supply failure Yes
	Failure of the actuator supply Yes

Interfaces

Designation	Modbus/TCP (UDP)
No. of channels	2
Connection method	RJ45 socket
Note on the connection method	Auto negotiation and autocrossing
Transmission speed	10/100 Mbps
Transmission physics	Ethernet in RJ45 twisted pair
Designation	Inline local bus
Connection method	Inline data jumper
Transmission speed	500 kbps / 2 Mbps (automatic detection, no combined system)

System limits of the bus coupler

Designation	System limits of the bus coupler
Number of supported devices	max. 63 (per station)
Number of local bus devices that can be connected	max. 61 (on board I/Os are two devices)
Number of devices with parameter channel	max. 16
Number of supported branch terminals with remote bus branch	0

Inline potentials

Designation	Bus coupler supply U_{BC} ; Communications power U_L (7.5 V) and the analog supply U_{ANA} (24 V) are generated from the bus coupler supply.
Supply voltage	24 V DC (via Inline connector)

Bus coupler - IL ETH BK DI8 DO4 2TX-PAC - 2703981

Technical data

Inline potentials

Supply voltage range	19.2 V DC ... 30 V DC (including all tolerances, including ripple)
Current consumption	min. 80 mA (without connected I/O terminal blocks)
	max. 0.98 A (with max. number of connected I/O terminal blocks)
Designation	Communications power (U_L)
Supply voltage	7.5 V DC
Power supply unit	max. 0.8 A DC
Designation	Supply of analog modules (U_{ANA})
Supply voltage	24 V DC
Supply voltage range	19.2 V DC ... 30 V DC (including all tolerances, including ripple)
Power supply unit	max. 0.5 A DC
Designation	Main circuit supply (U_M)
Supply voltage	24 V DC (via Inline connector)
Supply voltage range	19.2 V DC ... 30 V DC (including all tolerances, including ripple)
Power supply unit	max. 8 A DC (Sum of $U_M + U_S$; 4 A, maximum, when used in potentially explosive areas.)
Current consumption	min. 3 mA (without sensors)
	max. 8 A DC
Designation	Segment circuit supply (U_S)
Supply voltage	24 V DC (via Inline connector)
Supply voltage range	19.2 V DC ... 30 V DC (including all tolerances, including ripple)
Power supply unit	max. 8 A DC (Sum of $U_M + U_S$; 4 A, maximum, when used in potentially explosive areas.)
Current consumption	max. 8 A DC
Type of protection	Surge protection (segment supply, main supply, bus coupler supply)
	Reverse polarity protection (segment supply, main supply, bus coupler supply)
Power consumption	typ. 3 W (entire device)
Current consumption	min. 3 mA (without actuators)

Digital inputs

Input name	Digital inputs
Description of the input	EN 61131-2 type 1
Connection method	Inline connector
Connection technology	3-wire
Number of inputs	8
Typical response time	approx. 500 μ s
Type of protection	Reverse polarity protection
Input voltage	24 V DC
Input voltage range "0" signal	-30 V DC ... 5 V DC
Input voltage range "1" signal	15 V DC ... 30 V DC
Nominal input current at U_{IN}	typ. 3 mA
Typical input current per channel	typ. 3 mA

Bus coupler - IL ETH BK DI8 DO4 2TX-PAC - 2703981

Technical data

Digital inputs

Delay at signal change from 0 to 1	1.2 ms
Delay at signal change from 1 to 0	1.2 ms

Digital outputs

Output name	Digital outputs
Connection method	Inline connector
Connection technology	3-wire
Number of outputs	4
Type of protection	Short-circuit and overload protection
Output voltage	24 V DC -1 V (At nominal current)
Nominal output voltage	24 V DC
Maximum output current per channel	500 mA
Maximum output current per module / terminal block	2 A
Maximum output current per module	2 A
Nominal load, inductive	12 VA (1.2 H, 48 Ω)
Nominal load, lamp	12 W
Nominal load, ohmic	12 W

Standards and Regulations

Mechanical tests	Vibration resistance in acc. with EN 60068-2-6/IEC 60068-2-6 5g
	Shock in acc. with EN 60068-2-27/IEC 60068-2-27 Operation: 25g, 11 ms duration, semi-sinusoidal shock impulse
Connection in acc. with standard	CUL
Protection class	III, IEC 61140, EN 61140, VDE 0140-1

Environmental Product Compliance

China RoHS	Environmentally friendly use period: unlimited = EFUP-e
	No hazardous substances above threshold values

Classifications

eCl@ss

eCl@ss 4.0	27250203
eCl@ss 4.1	27250203
eCl@ss 5.0	27250203
eCl@ss 5.1	27242600
eCl@ss 6.0	27242600
eCl@ss 7.0	27242608
eCl@ss 8.0	27242608
eCl@ss 9.0	27242608

ETIM

ETIM 2.0	EC001434
----------	----------

Bus coupler - IL ETH BK DI8 DO4 2TX-PAC - 2703981

Classifications

ETIM

ETIM 3.0	EC001604
ETIM 4.0	EC001604
ETIM 5.0	EC001604
ETIM 6.0	EC001604
ETIM 7.0	EC001604

UNSPSC

UNSPSC 6.01	43172015
UNSPSC 7.0901	43201404
UNSPSC 11	43172015
UNSPSC 12.01	43201404
UNSPSC 13.2	32151602

Approvals

Approvals





Approvals

DNV GL / BV / GL / LR / GL-SW / RINA / UL Recognized / cUL Recognized / EAC / cULus Recognized / GL

Ex Approvals

UL Listed / cUL Listed / cULus Listed

Approval details

DNV GL		https://approvalfinder.dnvgl.com/	A-13984
BV		http://www.veristar.com/portal/veristarinfo/generalinfo/approved/approvedProducts/equipmentAndMaterials	21725/B0 BV
GL		https://approvalfinder.dnvgl.com/	19910-11 HH
LR		http://www.lr.org/en	08/20033

Bus coupler - IL ETH BK DI8 DO4 2TX-PAC - 2703981

Approvals

GL-SW			19910-11 HH
RINA		http://www.rina.org/en	ELE096514XG
UL Recognized		http://database.ul.com/cgi-bin/XYV/template/LISEXT/1FRAME/index.htm	FILE E 140324
cUL Recognized		http://database.ul.com/cgi-bin/XYV/template/LISEXT/1FRAME/index.htm	FILE E 140324
EAC			EAC-Zulassung
cULus Recognized			
GL			

Accessories

Accessories

Connector set

Connector set - IL BKDIO-PLSET - 2878599



Connector set, for Inline bus coupler with I/Os mounted in rows

Data cable by the meter

Bus coupler - IL ETH BK DI8 DO4 2TX-PAC - 2703981

Accessories

Cable - FL CAT5 HEAVY - 2744814



CAT5-SF/UTP cable (J-02YS(ST)C HP 2 x 2 x 24 AWG), heavy-duty installation cable, 2 x 2 x 0.22 mm², solid conductor, shielded, outer sheath: 7.8 mm diameter, inner sheath: 5.75 mm ± 0.15 mm diameter

Network cable - FL CAT5 FLEX - 2744830



CAT5-SF/UTP cable (J-LI02YS(ST)C H 2 x 2 x 26 AWG), light-duty, flexible installation cable 2 x 2 x 0.14 mm², stranded, shielded, outer sheath: 5.75 mm ± 0.15 mm diameter

End block

End clamp - CLIPFIX 35 - 3022218



Quick mounting end clamp for NS 35/7,5 DIN rail or NS 35/15 DIN rail, with marking option, width: 9.5 mm, color: gray

End clamp - E/UK - 1201442



End clamp, width: 9.5 mm, height: 35.3 mm, material: PA, length: 50.5 mm, Mounting on a DIN rail NS 32 or NS 35, color: gray

Labeling panel

Labeling field - IB IL FIELD 8 - 2727515

Labeling field, width: 48.8 mm



Bus coupler - IL ETH BK DI8 DO4 2TX-PAC - 2703981

Accessories

Labeling field - IB IL FIELD 2 - 2727501

Labeling field, width: 12.2 mm



Plug

RJ45 connector - FL PLUG RJ45 GR/2 - 2744856

RJ45 connector, shielded, with bend protection sleeve, 2 pieces, gray for straight cables, for assembly on site. For connections that are not crossed, it is recommended that you use the connector set with gray bend protection sleeve.



RJ45 connector - FL PLUG RJ45 GN/2 - 2744571

RJ45 connector, shielded, with bend protection sleeve, 2 pieces, green for crossed cables, for assembly on site. For connections that are crossed, it is recommended that the connector set with green bend protection sleeves is used.



Terminal marking

Insert strip - ESL 62X46 - 0809502

Insert strip, Sheet, white, unlabeled, can be labeled with: Office printing systems: Laser printer, mounting type: insert, lettering field size: 62 x 46 mm



Insert strip - ESL 62X10 - 0809492

Insert strip, Sheet, white, unlabeled, can be labeled with: Office printing systems: Laser printer, mounting type: insert, lettering field size: 62 x 10 mm



Universal tools

Bus coupler - IL ETH BK DI8 DO4 2TX-PAC - 2703981

Accessories

Assembly tool - FL CRIMPTOOL - 2744869



Crimping pliers, for assembling the RJ45 plugs FL PLUG RJ45..., for assembly on site

Software - IPASSIGN - 2701094



IPAssign is an easy to use tool for setting the IP address of devices which rely on BOOTP. No installation or administrative rights are required to use IPAssign.

This product is free and only available from the "Downloads" tab.