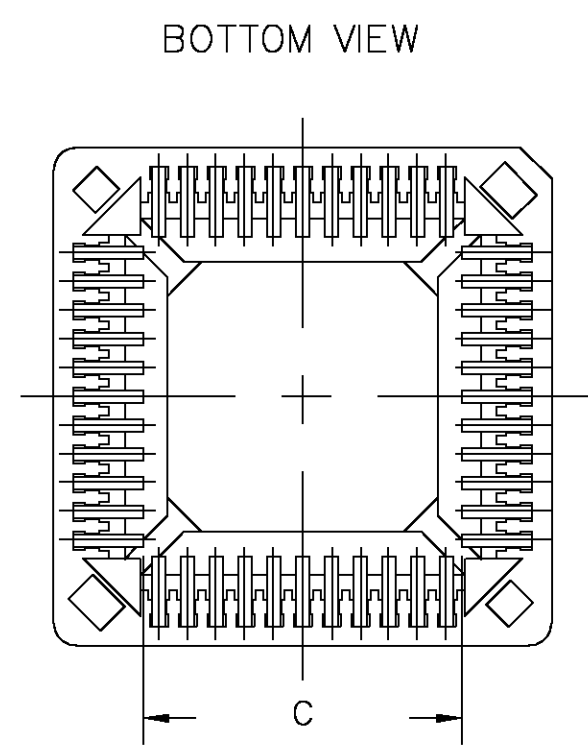
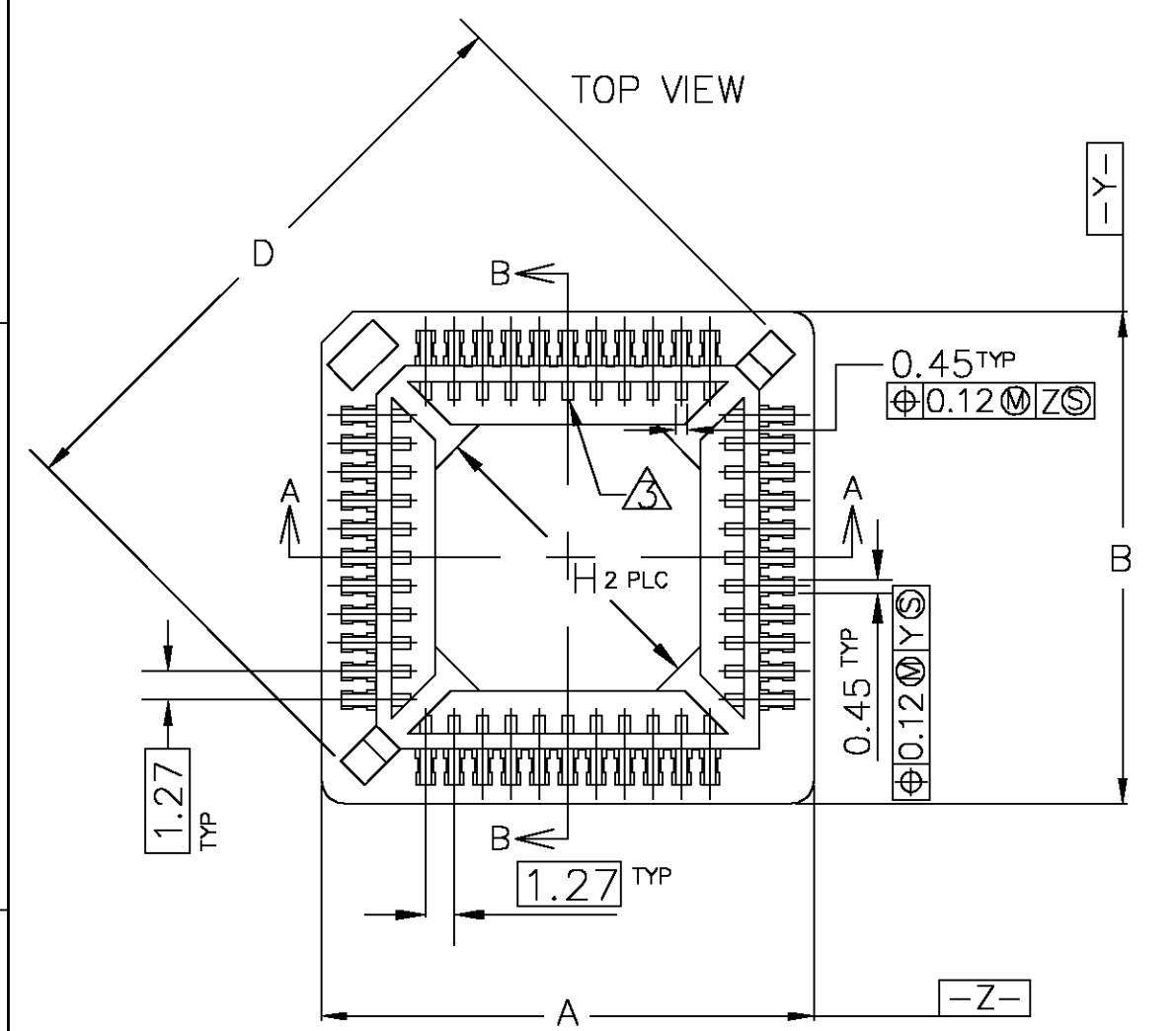
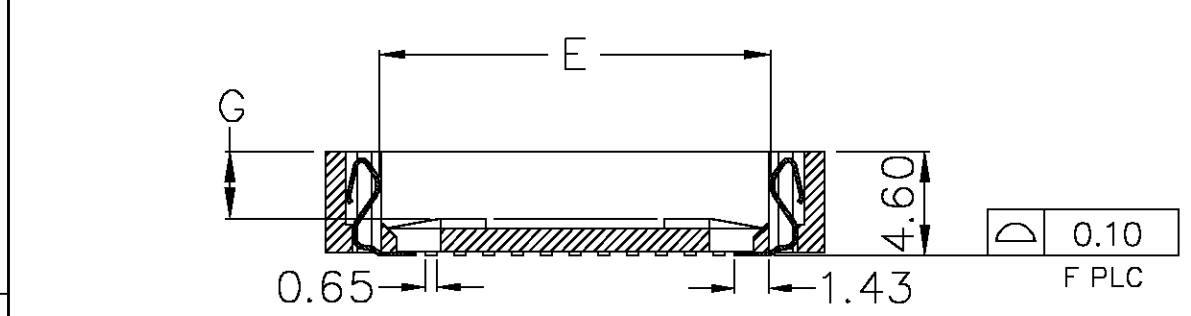


THIS DRAWING IS UNPUBLISHED. RELEASED FOR PUBLICATION
 © COPYRIGHT BY TYCO ELECTRONICS CORPORATION. ALL RIGHTS RESERVED.

| LOC | DIST | REVISIONS | | | | | |
|-----|------|-----------|-----|-----------------------------|---------|-----|------|
| GP | 00 | P | LTR | DESCRIPTION | DATE | DWN | APVD |
| | | | A | REVISED PER EC 0S11-0014-05 | 22FEB05 | RR | MY |



- MATERIAL:**
 HOUSING--HIGH TEMPERATURE THERMOPLASTIC, UL94V-0, COLOR: BROWN.
 CONTACT--PHOSPHOR BRONZE.
CONTACT FINISH: PLATE 0.00254 MIN. MATTE TIN OVER 0.00127 MIN. NICKEL ; ALL OVER.
PIN #1. TRIANGULAR IDENTIFIER 0.03 MAX RAISED ON FLOOR.
VIA HOLES NOT RECOMMENDED WITHIN SOCKET SHADOW AREA.
 5. CURRENT RATING: 1 AMP.
 6. VOLTAGE RATING: 250V.
 7. CONTACT RESISTANCE: 20 MILLIOHMS, MAXIMUM.
 8. INSULATION RESISTANCE: 5,000 MEGOHMS, MINIMUM, INITIAL.
 9. DIELECTRIC WITHSTANDING VOLTAGE: 600 VAC RMS, MINIMUM.
 10. OPERATING TEMPERATURE: -55 TO +105 C.
 11. DURABILITY: 25 CYCLES.
 12. PLCC DEVICE MUST CONFORM TO JEDEC MS-018 (SQ.) OR MS-016 (RECT.)
 13. RESISTANCE TO SOLDERING HEAT: 260C MAXIMUM FOR 30 SECONDS MAXIMUM.
FOR 32 POS: SECTION A-A, E = 11.90
 SECTION B-B, E = 14.45
 15. EXTRACTION TOOL: 822476-1



SECTION A-A
 SECTION B-B
 44 POSITION SHOWN

| H | G | F | E | D | C | B | A | Part Status | Packaging | AMP P/N |
|-------|------|----|-------|-------|-------|-------|-------|-------------|-----------|------------|
| 8.74 | 2.60 | 32 | 14.45 | 21.89 | 9.25 | 19.57 | 16.90 | ACTIVE | Tape | 3-822516-7 |
| 8.74 | 2.60 | 32 | 14.45 | 21.89 | 9.25 | 19.57 | 16.90 | ACTIVE | Tubes | 822516-7 |
| 32.14 | 2.90 | 84 | 29.69 | 45.20 | 27.03 | 35.90 | 35.90 | ACTIVE | Tape | 3-822516-6 |
| 32.14 | 2.90 | 84 | 29.69 | 45.20 | 27.03 | 35.90 | 35.90 | ACTIVE | Tubes | 822516-6 |
| 24.83 | 2.90 | 68 | 24.61 | 37.98 | 21.95 | 30.82 | 30.82 | ACTIVE | Tape | 3-822516-5 |
| 24.83 | 2.90 | 68 | 24.61 | 37.98 | 21.95 | 30.82 | 30.82 | ACTIVE | Tubes | 822516-5 |
| 17.52 | 2.75 | 52 | 19.53 | 30.78 | 16.87 | 25.74 | 25.74 | ACTIVE | Tape | 3-822516-4 |
| 17.52 | 2.75 | 52 | 19.53 | 30.78 | 16.87 | 25.74 | 25.74 | ACTIVE | Tubes | 822516-4 |
| 4.04 | 2.75 | 20 | 9.36 | 16.38 | 6.71 | 14.36 | 14.36 | ACTIVE | Tape | 3-822516-3 |
| 4.04 | 2.75 | 20 | 9.36 | 16.38 | 6.71 | 14.36 | 14.36 | ACTIVE | Tubes | 822516-3 |
| 7.55 | 2.75 | 28 | 11.90 | 20.00 | 9.25 | 16.90 | 16.90 | ACTIVE | Tape | 3-822516-2 |
| 7.55 | 2.75 | 28 | 11.90 | 20.00 | 9.25 | 16.90 | 16.90 | ACTIVE | Tubes | 822516-2 |
| 14.16 | 2.95 | 44 | 16.99 | 27.20 | 14.33 | 22.00 | 22.00 | ACTIVE | Tape | 3-822516-1 |
| 14.16 | 2.95 | 44 | 16.99 | 27.20 | 14.33 | 22.00 | 22.00 | ACTIVE | Tubes | 822516-1 |

THIS DRAWING IS A CONTROLLED DOCUMENT.

DWN: K.KREIDLER 18MAY01
 CHK: K.KREIDLER 18MAY01
 APVD: K.KREIDLER 18MAY01

tyco Electronics Tyco Electronics Corporation

NAME: PLCC SURFACE MOUNT LEAD FREE VERSION

PRODUCT SPEC: NONE
 APPLICATION SPEC: NONE

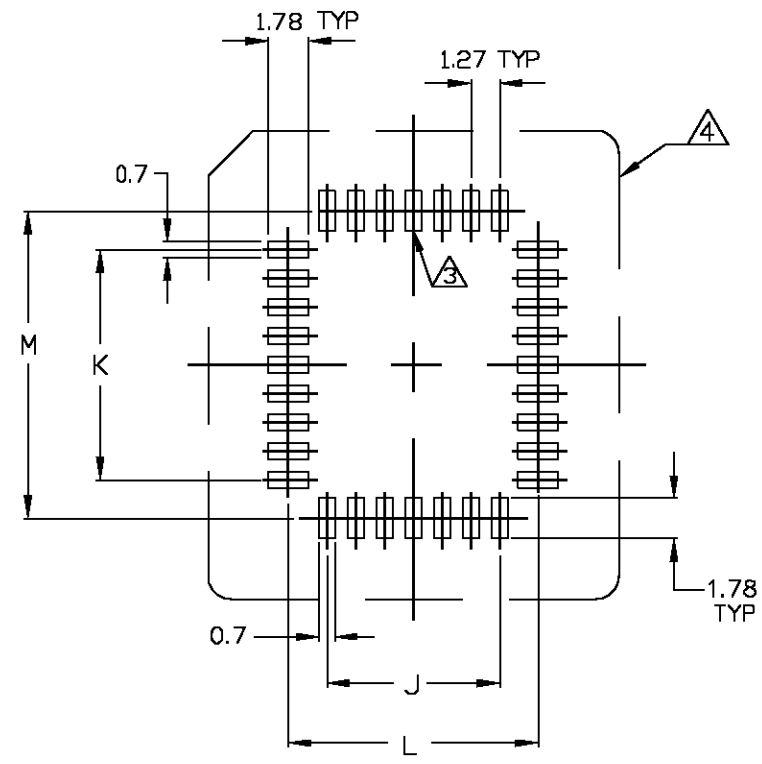
SIZE: A3 CAGE CODE: 00779 DRAWING NO: C-822516 RESTRICTED TO: -

WEIGHT: -

CUSTOMER DRAWING SCALE: 1:1 SHEET: 1 OF 2 REV: A

THIS DRAWING IS UNPUBLISHED. RELEASED FOR PUBLICATION
 © COPYRIGHT BY TYCO ELECTRONICS CORPORATION. ALL RIGHTS RESERVED.

| | | | | | | | |
|-----|------|-----------|-----|-------------|------|-----|------|
| LOC | DIST | REVISIONS | | | | | |
| GP | 00 | P | LTR | DESCRIPTION | DATE | DWN | APVD |
| | | | | SEE SHEET 1 | | | |



RECOMMENDED PCB FOOTPRINT

| | | | | |
|------------------|-------|-------|-------|-------|
| 84 | 25.40 | 25.40 | 28.80 | 28.80 |
| 68 | 20.32 | 20.32 | 23.72 | 23.72 |
| 52 | 15.24 | 15.24 | 18.64 | 18.64 |
| 44 | 12.70 | 12.70 | 16.10 | 16.10 |
| 32 | 7.62 | 10.16 | 11.02 | 13.56 |
| 28 | 7.62 | 7.62 | 11.02 | 11.02 |
| 20 | 5.08 | 5.08 | 8.48 | 8.48 |
| NO. OF POSITIONS | J | K | L | M |

| | | | | | |
|---|--|-------------------------------|---|------------------------|--------------------|
| THIS DRAWING IS A CONTROLLED DOCUMENT. | | DWN K.KREIDLER 18MAY01 | Tyco Electronics Corporation | | |
| DIMENSIONS: MM | | CHK K.KREIDLER 18MAY01 | Tyco Electronics | | |
| TOLERANCES UNLESS OTHERWISE SPECIFIED: | | APVD K.KREIDLER 18MAY01 | NAME PLCC SURFACE MOUNT LEAD FREE VERSION | | |
| 0 PLC ± - 1 PLC ± - 2 PLC ± 0.2 3 PLC ± - 4 PLC ± - ANGLES ± - | | PRODUCT SPEC | SIZE A3 | | |
| MATERIAL | | APPLICATION SPEC | CAGE CODE 00779 | DRAWING NO C-822516 | RESTRICTED TO - |
| FINISH | | WEIGHT | SCALE 1:1 | | |
| | | CUSTOMER DRAWING | SHEET 2 OF 2 | | REV A |