

3-647609-4 ✓ ACTIVE



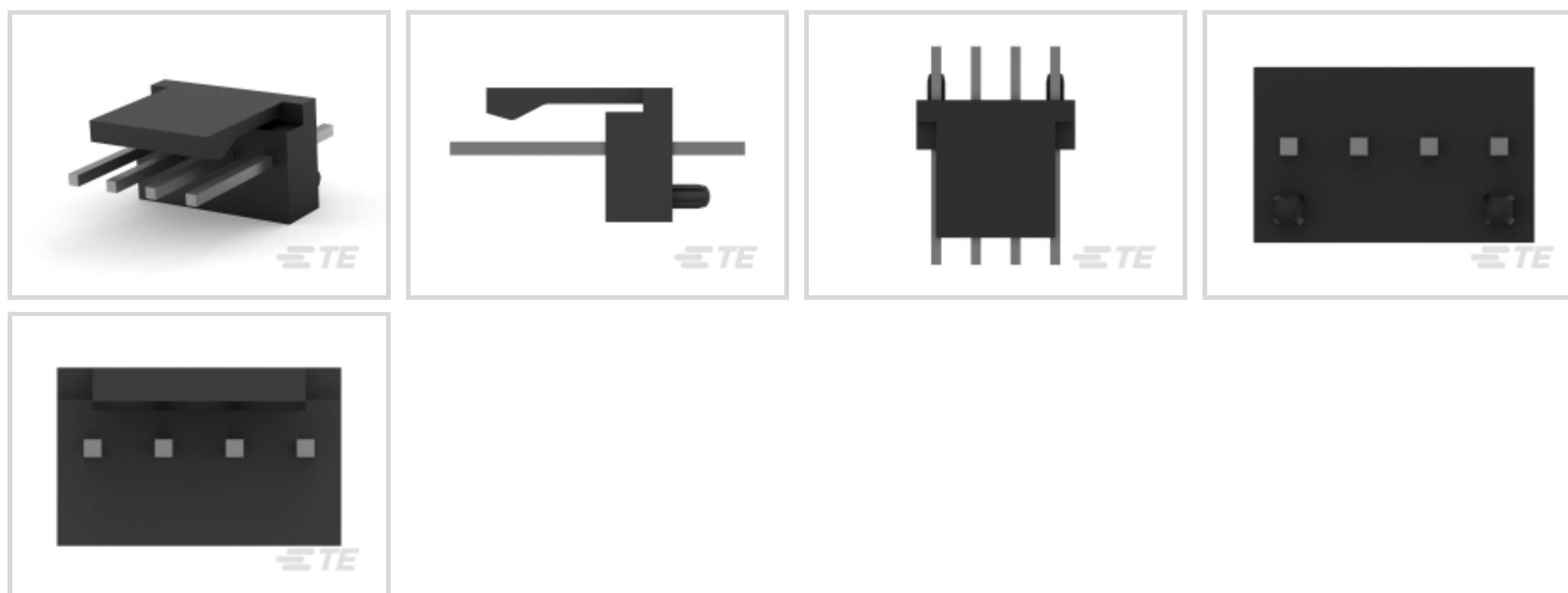
MTA 100

TE Internal #: 3-647609-4

PCB Mount Header, Vertical, Wire-to-Board, 4 Position, 2.54 mm [.1 in] Centerline, Partially Shrouded, Tin (Sn), Through Hole - Solder, MTA 100

[View on TE.com >](#)

Connectors > PCB Connectors > PCB Headers & Receptacles > PCB Header: Polyester, Vertical, Unshrouded, No Mating Alignment



PCB Connector Type: **PCB Mount Header**

PCB Mount Orientation: **Vertical**

Connector System: **Wire-to-Board**

Number of Positions: **4**

Centerline (Pitch): **2.54 mm [.1 in]**

[All PCB Header: Polyester, Vertical, Unshrouded, No Mating Alignment \(134\)](#)

Features

Product Type Features

PCB Connector Type	PCB Mount Header
Connector System	Wire-to-Board
Header Type	Partially Shrouded
Sealable	No
Connector & Contact Terminates To	Printed Circuit Board
Connector Product Type	Connector Assembly

Configuration Features

PCB Mount Orientation	Vertical
Number of Positions	4
Number of Rows	1

Electrical Characteristics

Operating Voltage	250 VAC
-------------------	---------



Body Features

Primary Product Color	Black
-----------------------	-------

Contact Features

Contact Underplating Material	Nickel
Contact Underplating Material Thickness	1.27 μm [50 μin]
PCB Contact Termination Area Plating Material Finish	Matte
Mating Square Post Dimension	.64 mm[.025 in]
PCB Contact Termination Area Plating Material Thickness	3.81 – 6.3 μm [150 – 250 μin]
Contact Shape & Form	Square
Contact Layout	Inline
Contact Mating Area Length	7.37 mm[.29 in]
Contact Base Material	Copper Alloy
PCB Contact Termination Area Plating Material	Tin
Contact Mating Area Plating Material	Tin (Sn)
Contact Mating Area Plating Material Finish	Matte
Contact Mating Area Plating Material Thickness	3.81 – 6.3 μm [150 – 250 μin]
Contact Type	Pin
Contact Current Rating (Max)	5 A

Termination Features

Termination Post & Tail Length	3.43 mm[.135 in]
Square Termination Post & Tail Dimension	.64 mm[.025 in]
Termination Method to PCB	Through Hole - Solder

Mechanical Attachment

Panel Mount Feature	Without
Mating Retention Type	Friction Lock
Mating Alignment Type	Polarization
PCB Mount Retention Type	Tab
PCB Mount Alignment Type	Pegs
PCB Mount Alignment	With
Mating Retention	With
PCB Mount Retention	With
Connector Mounting Type	Board Mount
Mating Alignment	With



Housing Features

Centerline (Pitch)	2.54 mm [.1 in]
Housing Material	Polyester GF

Dimensions

PCB Thickness (Recommended)	1.57 mm [.062 in]
Connector Height	8.81 mm [.34 in]

Usage Conditions

Operating Temperature Range	-55 – 105 °C [-67 – 221 °F]
-----------------------------	-----------------------------

Operation/Application

Circuit Application	Signal
---------------------	--------

Industry Standards

Compatible With Agency/Standards Products	CSA, UL
Compatible With Approved Standards Products	CSA LR7189, UL E28476
UL Flammability Rating	UL 94V-0

Packaging Features

Packaging Quantity	500
Packaging Method	Bag, Box

Product Compliance

[For compliance documentation, visit the product page on TE.com>](#)

EU RoHS Directive 2011/65/EU	Compliant
EU ELV Directive 2000/53/EC	Compliant
China RoHS 2 Directive MIIT Order No 32, 2016	No Restricted Materials Above Threshold
EU REACH Regulation (EC) No. 1907/2006	Current ECHA Candidate List: JUNE 2025 (250) Candidate List Declared Against: JUNE 2025 (250) Does not contain REACH SVHC
Halogen Content	Not Low Halogen - contains Br or Cl > 900 ppm.
Solder Process Capability	Wave solder capable to 240°C

Product Compliance Disclaimer

This information is provided based on reasonable inquiry of our suppliers and represents our current actual knowledge based on the information they provided. This information is subject to change. The part numbers that TE has identified as



EU RoHS compliant have a maximum concentration of 0.1% by weight in homogenous materials for lead, hexavalent chromium, mercury, PBB, PBDE, DBP, BBP, DEHP, DIBP, and 0.01% for cadmium, or qualify for an exemption to these limits as defined in the Annexes of Directive 2011/65/EU (RoHS2). Finished electrical and electronic equipment products will be CE marked as required by Directive 2011/65/EU. Components may not be CE marked. Additionally, the part numbers that TE has identified as EU ELV compliant have a maximum concentration of 0.1% by weight in homogenous materials for lead, hexavalent chromium, and mercury, and 0.01% for cadmium, or qualify for an exemption to these limits as defined in the Annexes of Directive 2000/53/EC (ELV). Regarding the REACH Regulation, the information TE provides on SVHC in articles for this part number is based on the latest European Chemicals Agency (ECHA) 'Guidance on requirements for substances in articles' posted at this URL: <https://echa.europa.eu/guidance-documents/guidance-on-reach>

Compatible Parts



TE Part # CAT-104MTA-NTPNR
MTA Receptacle: Nylon, Tin Plated, 2.54 mm



TE Part # CAT-104MTA-PLSCC
Polyester PCB Connector Covers: 2.54 mm, MTA 100



TE Part # 1375820-4
CST-100 II HOUSING 4 POS



TE Part # CAT-104MTA-NTPMR
Nylon Tin Plated Receptacle: 2.54 mm, with Mating Alignment, MTA 100



TE Part # CAT-104MTA-NYLCC
Nylon PCB Connector Covers: 2.54 mm, MTA 100

Also in the Series | MTA 100



Connector Caps & Covers(69)




Connector Contacts(8)



Connector Hardware(1)



Insertion & Extraction Tools(2)




PCB Headers & Receptacles(441)



Rectangular Power Connectors(1)

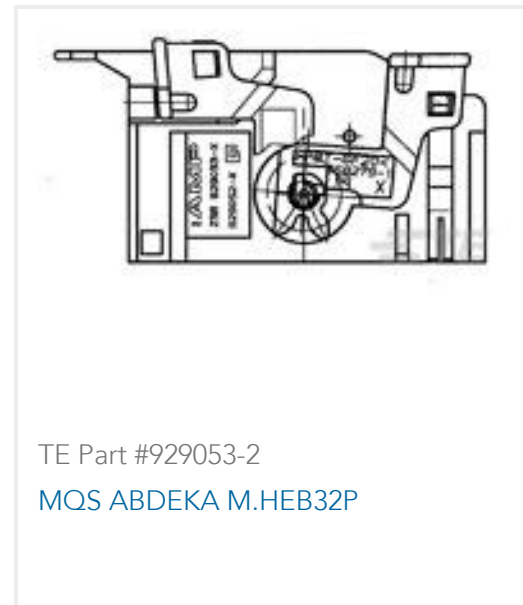


Wire-to-Board Connector Assemblies & Housings(457)



Wire-to-Board Headers & Receptacles & Housings(441)

Customers Also Bought



Documents

Product Drawings

[04P MTA100 HDR ASSY F/L LF](#)

English

CAD Files

[3D PDF](#)

3D

Customer View Model

[ENG_CVM_CVM_3-647609-4_D.2d_dxf.zip](#)

English

Customer View Model

[ENG_CVM_CVM_3-647609-4_D.3d_igs.zip](#)

English

Customer View Model

[ENG_CVM_CVM_3-647609-4_D.3d_stp.zip](#)

English

By downloading the CAD file I accept and agree to the [Terms and Conditions](#) of use.



Product Specifications

Product Specification

English

Agency Approvals

Agency Approval Document

English