



Image may differ from product. See technical specification for details.

## N 308 ECP

### Single row cylindrical roller bearing, N design

Single row cylindrical roller bearings are designed to accommodate high radial loads in combination with high speeds. Having two integral flanges on the inner ring and no flanges on the outer ring, N design bearings can accommodate axial displacement in both directions. An important feature is the separable design, which facilitates mounting and enables the bearing components to be interchanged.

- High radial load carrying capacity
- Low friction
- Long service life
- Accommodate axial displacement in both directions
- Separable design

Overview

Dimensions

Bore diameter	40 mm
Outside diameter	90 mm
Width	23 mm

Performance

Basic dynamic load rating	93 kN
Basic static load rating	78 kN
Reference speed	8 000 r/min
Limiting speed	9 500 r/min
SKF performance class	SKF Explorer

Properties

Bearing part	Complete bearing
Axial displacement capability	In both directions
Number of rows	1
Locating feature, bearing outer ring	None
Bore type	Cylindrical
Cage	Non-metallic
Number of flanges, outer ring	0
Number of flanges, inner ring	2
Loose flange	None
Radial internal clearance	CN
Tolerance class	Normal
Coating	Without
Sealing	Without
Lubricant	None
Relubrication feature	Without

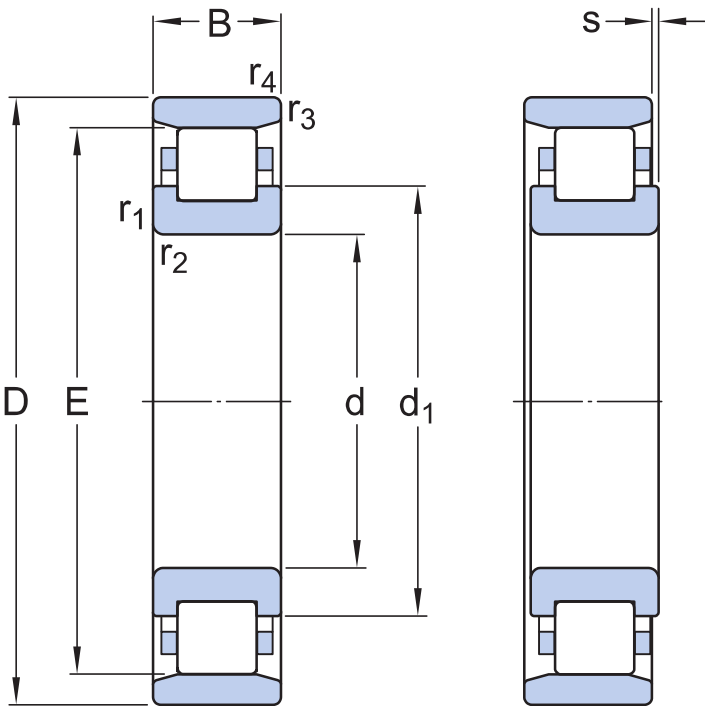
Logistics

Product net weight	0.65 kg
eClass code	23-05-09-01

---

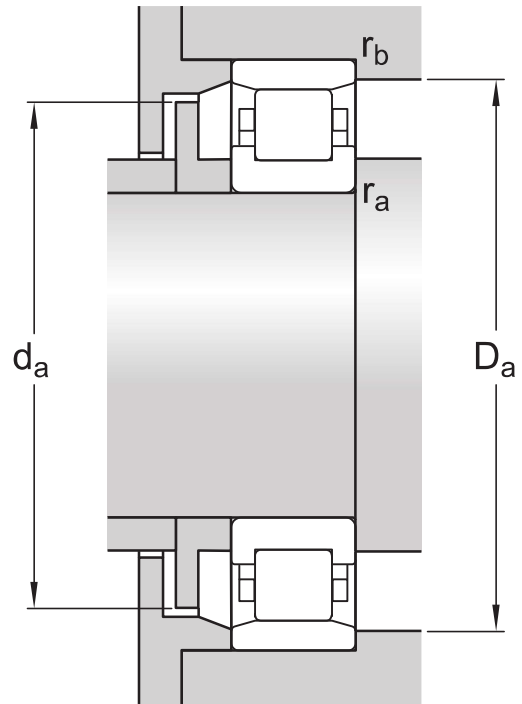
UNSPSC code	31171505
-------------	----------

Technical specification



Dimensions

d	40 mm	Bore diameter
D	90 mm	Outside diameter
B	23 mm	Width
d <sub>1</sub>	≈ 57.5 mm	Shoulder diameter of inner ring
E	80 mm	Raceway diameter of outer ring
r <sub>1,2</sub>	min. 1.5 mm	Chamfer dimension
r <sub>3,4</sub>	min. 1.5 mm	Chamfer dimension
s	max. 1.4 mm	Permissible axial displacement



Abutment dimensions

d <sub>a</sub>	min. 48 mm	Diameter of spacer sleeve
d <sub>a</sub>	max. 78 mm	Diameter of spacer sleeve
D <sub>a</sub>	min. 82 mm	Diameter of housing abutment
D <sub>a</sub>	max. 83.2 mm	Diameter of housing abutment
r <sub>a</sub>	max. 1.5 mm	Radius of fillet
r <sub>b</sub>	max. 1.5 mm	Radius of fillet

Calculation data

SKF performance class		SKF Explorer
Basic dynamic load rating	C	93 kN
Basic static load rating	C <sub>0</sub>	78 kN
Fatigue load limit	P <sub>u</sub>	10.2 kN
Reference speed		8 000 r/min
Limiting speed		9 500 r/min
Minimum load factor	k <sub>r</sub>	0.12
Limiting value	e	0.2
Calculation factor	Y	0.6

## Tolerances and clearances

---




### GENERAL BEARING SPECIFICATIONS

- Tolerances: Normal (metric), P6, Normal (inch)
- Radial internal clearance: cylindrical bore, tapered bore
- Axial internal clearance: NUP, NJ + HJ

## BEARING INTERFACES

- [Seat tolerances for standard conditions](#)
- [Tolerances and resultant fit](#)

More Information

<div> <b>Product details</b></div> <div><div><a href="#">Designs and variants</a></div><div><a href="#">General bearing specifications</a></div><div><a href="#">Loads</a></div><div><a href="#">Temperature limits</a></div><div><a href="#">Permissible speed</a></div><div><a href="#">Design considerations</a></div><div><a href="#">Designation system</a></div></div>	<div> <b>Engineering information</b></div> <div><div><a href="#">Principles of rolling bearing selection</a></div><div><a href="#">General bearing knowledge</a></div><div><a href="#">Bearing selection process</a></div><div><a href="#">Bearing failure and how to prevent it</a></div></div>	<div> <b>Tools</b></div> <div><div><a href="#">SimPro Quick</a></div><div><a href="#">SKF Product select</a></div><div><a href="#">Bearing Frequency Calculator</a></div><div><a href="#">LubeSelect for SKF greases</a></div><div><a href="#">Heater selection tool</a></div><div><a href="#">Oil Injection Method Program</a></div></div>
---	---	--





# Terms of use

By accessing and using this website / app owned and published by AB SKF (publ.) (556007-3495 · Gothenburg) ("SKF"), you agree to the following terms and conditions:

## Warranty Disclaimer and Limitation of Liability

Although every care has been taken to assure the accuracy of the information on this website / app, SKF provides this information "AS IS" and DISCLAIMS ALL WARRANTIES, EXPRESS OR IMPLIED, INCLUDING, BUT NOT LIMITED TO, IMPLIED WARRANTIES OF MERCHANTABILITY AND FITNESS FOR A PARTICULAR PURPOSE. You acknowledge that your use of this website / app is at your sole risk, that you assume full responsibility for all costs associated with use of this website / app, and that SKF shall not be liable for any direct, incidental, consequential, or indirect damages of any kind arising out of your access to, or use of the information or software made available on this website / app.

Any warranties and representations in this website / app for SKF products or services that you purchase or use will be subject to the agreed upon terms and conditions in the contract for such product or service.

Further, for non-SKF websites / apps that are referenced in our website / app or where a hyperlink appears, SKF makes no warranties concerning the accuracy or reliability of the information in these websites / apps and assumes no responsibility for material created or published by third parties contained therein. In addition, SKF does not warrant that this website / app or these other linked websites / apps are free from viruses or other harmful elements.

## Third Party Services

When viewing YouTube content via the SKF website(s) (i.e. using [YouTube API Services](#)), you agree to be bound by the [YouTube Terms of Service](#).

## Copyright

Copyright in this website / app copyright of the information and software made available on this website / app rest with SKF or its licensors. All rights are reserved. All licensed material will reference the licensor that has granted SKF the right to use the material. The information and software made available on this website / app may not be reproduced, duplicated, copied, transferred, distributed, stored, modified, downloaded or otherwise exploited for any commercial use without the prior written approval of SKF. However, it may be reproduced, stored and downloaded for use by individuals without prior written approval of SKF. Under no circumstances may this information or software be supplied to third parties.

This website /app includes certain images used under license from Shutterstock, Inc.

## Trademarks and Patents

All trademarks, brand names, and corporate logos displayed on the website / app are the property of SKF or its licensors, and may not be used in any way without prior written approval by SKF. All licensed trademarks published on this website / app reference the licensor that has granted SKF the right to use the trademark. Access to this website / app does not grant to the user any license under any patents owned by or licensed to SKF.

## Changes

SKF reserves the right to make changes or additions to this website / app at any time.